

5-825435-0 ✓ ACTIVE

AMPMODU | [AMPMODU Headers](#)

TE Internal #: 5-825435-0

PCB Mount Header, Vertical, Board-to-Board, 50 Position, 2.54 mm

[.1 in] Centerline, Breakaway, AMPMODU Headers

[View on TE.com >](#)



Connectors > PCB Connectors > PCB Headers & Receptacles



PCB Connector Assembly Type: **PCB Mount Header**

PCB Mount Orientation: **Vertical**

Connector System: **Board-to-Board**

Number of Positions: **50**

Number of Rows: **1**

Features

Product Type Features

PCB Connector Assembly Type	PCB Mount Header
Connector System	Board-to-Board
Header Type	Breakaway
Sealable	No
Connector & Contact Terminates To	Printed Circuit Board

Configuration Features

Connector Contact Load Condition	Fully Loaded
PCB Mount Orientation	Vertical
Number of Positions	50
Number of Rows	1
Board-to-Board Configuration	Parallel

Electrical Characteristics

Insulation Resistance	5000 M Ω
Dielectric Withstanding Voltage (Max)	750 Vrms

Body Features

Primary Product Color	Green
-----------------------	-------

Contact Features

Mating Square Post Dimension	.64 mm[.025 in]
------------------------------	-----------------



PCB Contact Termination Area Plating Material Thickness	3 – 5 μm
Contact Shape & Form	Square
Contact Underplating Material	Nickel
PCB Contact Termination Area Plating Material	Tin
Contact Base Material	Brass
Contact Mating Area Plating Material	Gold or Gold Flash over Palladium Nickel
Contact Mating Area Plating Material Thickness	.8 μm [31.5 μin]
Contact Type	Pin
Contact Current Rating (Max)	5 A

Termination Features

Square Termination Post & Tail Dimension	.64 mm[.025 in]
Termination Post & Tail Length	10.8 mm[.425 in]
Termination Method to Printed Circuit Board	Through Hole - Solder

Mechanical Attachment

Mating Alignment	Without
PCB Mount Retention	Without
PCB Mount Alignment	Without
Connector Mounting Type	Board Mount

Housing Features

Centerline (Pitch)	2.54 mm[.1 in]
Housing Material	PBT

Dimensions

PCB Thickness (Recommended)	1.57 mm[.062 in]
-----------------------------	------------------

Usage Conditions

Housing Temperature Rating	Standard
Operating Temperature Range	-65 – 105 $^{\circ}\text{C}$ [-85 – 221 $^{\circ}\text{F}$]

Operation/Application

Circuit Application	Signal
---------------------	--------

Industry Standards

Compatible With Agency/Standards Products	CSA, UL
Compatible With Approved Standards Products	CSA LR7189, UL E28476
UL Flammability Rating	UL 94V-0



Packaging Features

Packaging Quantity	100
Packaging Method	Box

Product Compliance

[For compliance documentation, visit the product page on TE.com>](#)

EU RoHS Directive 2011/65/EU	Compliant
EU ELV Directive 2000/53/EC	Compliant
China RoHS 2 Directive MIIT Order No 32, 2016	No Restricted Materials Above Threshold
EU REACH Regulation (EC) No. 1907/2006	Current ECHA Candidate List: JUNE 2023 (235) Candidate List Declared Against: JUNE 2023 (235) Does not contain REACH SVHC
Halogen Content	Not Low Halogen - contains Br or Cl > 900 ppm.
Solder Process Capability	Wave solder capable to 265°C


Product Compliance Disclaimer

This information is provided based on reasonable inquiry of our suppliers and represents our current actual knowledge based on the information they provided. This information is subject to change. The part numbers that TE has identified as EU RoHS compliant have a maximum concentration of 0.1% by weight in homogenous materials for lead, hexavalent chromium, mercury, PBB, PBDE, DBP, BBP, DEHP, DIBP, and 0.01% for cadmium, or qualify for an exemption to these limits as defined in the Annexes of Directive 2011/65/EU (RoHS2). Finished electrical and electronic equipment products will be CE marked as required by Directive 2011/65/EU. Components may not be CE marked. Additionally, the part numbers that TE has identified as EU ELV compliant have a maximum concentration of 0.1% by weight in homogenous materials for lead, hexavalent chromium, and mercury, and 0.01% for cadmium, or qualify for an exemption to these limits as defined in the Annexes of Directive 2000/53/EC (ELV). Regarding the REACH Regulation, the information TE provides on SVHC in articles for this part number is based on the latest European Chemicals Agency (ECHA) 'Guidance on requirements for substances in articles' posted at this URL: <https://echa.europa.eu/guidance-documents/guidance-on-reach>


Compatible Parts



Also in the Series | [AMPMODU Headers](#)



Connector Caps & Covers(1)



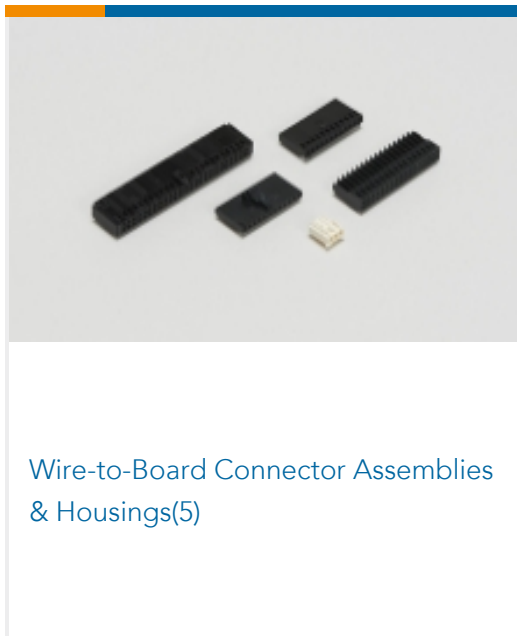
Connector Contacts(64)



Connector Hardware(2)



PCB Headers & Receptacles(4379)



Wire-to-Board Connector Assemblies & Housings(5)

Customers Also Bought



TE Part #2-1415430-5
0430 06 0703 00



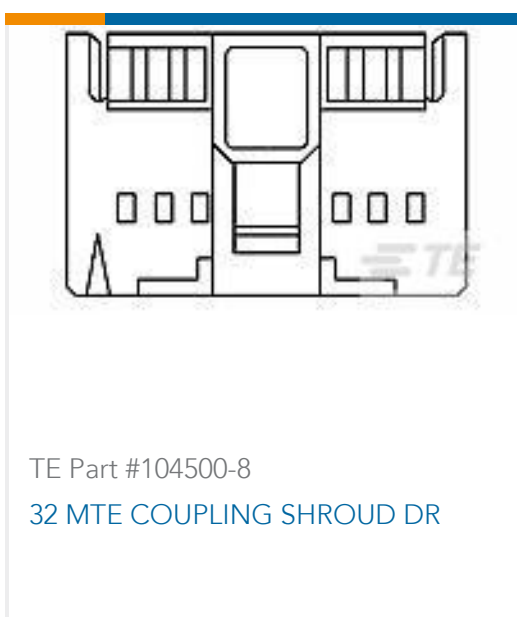
TE Part #1768018-8
EET-0880P-9



TE Part #1393222-9
V23061A1003A302=MINISTARKSTROM



TE Part #1544179-2
CONTACT A SOUDER 9



TE Part #104500-8
32 MTE COUPLING SHROUD DR



TE Part #2-2176376-8
RQ 0805 23K7 0.1% 10PPM 1K RL



TE Part #8-435469-1
DIP SW ASSY-BLK 4PST-4POS



TE Part #4-1393090-8
MT221006

Documents

[CAD Files](#)

[3D PDF](#)

[3D](#)

[Customer View Model](#)

[ENG_CVM_CVM_5-825435-0_T.2d_dxf.zip](#)

English

[Customer View Model](#)

[ENG_CVM_CVM_5-825435-0_T.3d_igs.zip](#)

5-825435-0

PCB Mount Header, Vertical, Board-to-Board, 50 Position, 2.54 mm [.1 in] Centerline, Breakaway, AMPMODU Headers



English

Customer View Model

[ENG_CVM_CVM_5-825435-0_T.3d_stp.zip](#)

English

By downloading the CAD file I accept and agree to the [Terms and Conditions](#) of use.

Agency Approvals

[UL Report](#)

English