

TRIO-MATE

TE Internal #: 5-520316-2

FFC Connectors, Connector Assembly, Wire-to-Board, 2 Position, 2.54 mm [.1 in] Centerline, 1 Row, Vertical, Socket, Tray, TRIO-MATE

[View on TE.com >](#)

Connectors > PCB Connectors > Wire-to-Board Connectors > FFC, FPC & Ribbon Connectors > FFC Connectors

FFC Connector Product Type: **Connector Assembly**Connector System: **Wire-to-Board**Number of Positions: **2**Centerline (Pitch): **2.54 mm [.1 in]**Number of Rows: **1****Features****Product Type Features**

Connector & Housing Type	Receptacle
FFC Connector Product Type	Connector Assembly
Connector System	Wire-to-Board
Connector & Contact Terminates To	Printed Circuit Board
Insertion Force Type	Low Insertion Force (LIF)

Configuration Features

Number of Positions	2
Number of Rows	1
PCB Mount Orientation	Vertical

Body Features

Primary Product Color	Black
-----------------------	-------

Contact Features

Contact Mating Area Plating Material	Tin-Lead
Contact Mating Area Plating Material Finish	Matte
PCB Contact Termination Area Plating Material	Tin
Contact Base Material	Phosphor Bronze
Contact Type	Socket
Contact Current Rating (Max)	1 A

Termination Features



Termination Post & Tail Length	4.06 mm[.16 in]
Termination Method to Printed Circuit Board	Through Hole - Solder

Mechanical Attachment

Mating Alignment Type	Polarization
PCB Mount Retention	With
PCB Mount Retention Type	Z Bend
Mating Retention	Without
Mating Alignment	With
Panel Mount Feature	Without
Connector Mounting Type	Board Mount

Housing Features

Housing Material	Thermoplastic
Centerline (Pitch)	2.54 mm[.1 in]
FFC Cable Entry	Vertical

Dimensions

PCB Thickness (Recommended)	2.36 mm[.093 in]
-----------------------------	------------------

Usage Conditions

Operating Temperature Range	-55 – 105 °C[-67 – 221 °F]
-----------------------------	----------------------------

Operation/Application

Circuit Application	Signal
---------------------	--------

Industry Standards

UL Flammability Rating	UL 94V-0
------------------------	----------

Packaging Features

Packaging Quantity	1740
Packaging Method	Tray

Product Compliance

[For compliance documentation, visit the product page on TE.com>](#)

EU RoHS Directive 2011/65/EU	Compliant
EU ELV Directive 2000/53/EC	Compliant
China RoHS 2 Directive MIIT Order No 32, 2016	No Restricted Materials Above Threshold



EU REACH Regulation (EC) No. 1907/2006

Current ECHA Candidate List: JUNE 2023 (235)
 Candidate List Declared Against: JUNE 2023 (235)
 Does not contain REACH SVHC

Halogen Content

Not Low Halogen - contains Br or Cl > 900 ppm.

Solder Process Capability

Wave solder capable to 265°C

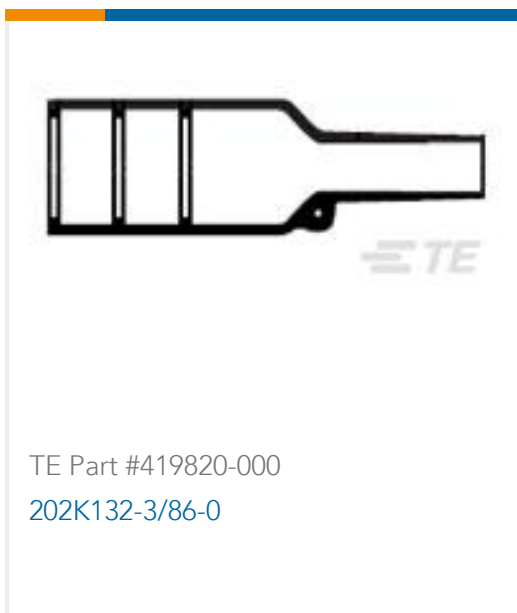
Product Compliance Disclaimer

This information is provided based on reasonable inquiry of our suppliers and represents our current actual knowledge based on the information they provided. This information is subject to change. The part numbers that TE has identified as EU RoHS compliant have a maximum concentration of 0.1% by weight in homogenous materials for lead, hexavalent chromium, mercury, PBB, PBDE, DBP, BBP, DEHP, DIBP, and 0.01% for cadmium, or qualify for an exemption to these limits as defined in the Annexes of Directive 2011/65/EU (RoHS2). Finished electrical and electronic equipment products will be CE marked as required by Directive 2011/65/EU. Components may not be CE marked. Additionally, the part numbers that TE has identified as EU ELV compliant have a maximum concentration of 0.1% by weight in homogenous materials for lead, hexavalent chromium, and mercury, and 0.01% for cadmium, or qualify for an exemption to these limits as defined in the Annexes of Directive 2000/53/EC (ELV). Regarding the REACH Regulation, the information TE provides on SVHC in articles for this part number is based on the latest European Chemicals Agency (ECHA) 'Guidance on requirements for substances in articles' posted at this URL: <https://echa.europa.eu/guidance-documents/guidance-on-reach>

Also in the Series | **TRIO-MATE**



Customers Also Bought

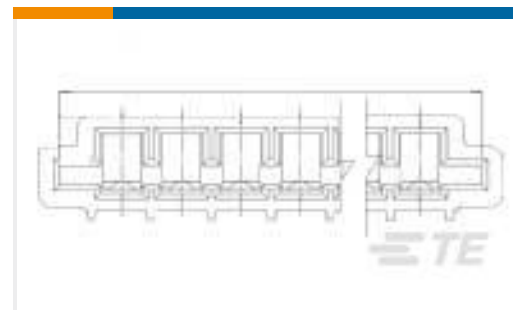




TE Part #1734248-3
1.0 FPC, ZIF V/T, SMT, 3P



TE Part #5-520314-2
TRIOMATE ASSY H 2P L=2.54 LDFR



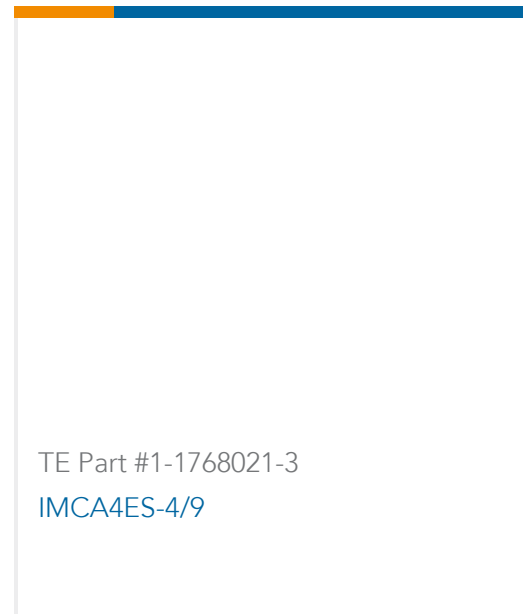
TE Part #5-487509-5
TRIOMATE ASY V 6P L=4.064, LDFR



TE Part #654633-1
TWIN MANDREL



TE Part #1-1768021-0
IMC04



TE Part #1-1768021-3
IMCA4ES-4/9

Documents

Product Drawings

TRIOMATE ASSY V 2P L=4.064LDFR

English

CAD Files

3D PDF

3D

Customer View Model

[ENG_CVM_CVM_5-520316-2_R.2d_dxf.zip](#)

English

Customer View Model

[ENG_CVM_CVM_5-520316-2_R.3d_igs.zip](#)

English

Customer View Model

[ENG_CVM_CVM_5-520316-2_R.3d_stp.zip](#)

English

By downloading the CAD file I accept and agree to the [Terms and Conditions](#) of use.

Product Specifications

Trio-Mate Flat Flexible Discrete Circuit .100 Connectors

English

Application Specification

Japanese

Application Specification

English