5-1775444-4 ✔ ACTIVE

TE Internal #: 5-1775444-4

PCB Mount Header, Right Angle, Wire-to-Board, 4 Position, 1.5mm [.059in] Centerline, 1 Row, Tin, Natural, Partially Shrouded, Printed Circuit Board

View on TE.com >

Connectors > PCB Connectors > Wire-to-Board Connectors > Wire-to-Board Headers & Receptacles

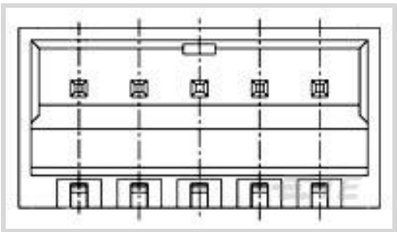

PCB Connector Assembly Type: **PCB Mount Header**

PCB Mount Orientation: **Right Angle**

Connector System: **Wire-to-Board**

Number of Positions: **4**

Centerline (Pitch): **1.5 mm [.059 in]**

Features

Product Type Features

PCB Connector Assembly Type	PCB Mount Header
Connector System	Wire-to-Board
Header Type	Partially Shrouded
Sealable	No
Connector & Contact Terminates To	Printed Circuit Board

Configuration Features

PCB Mount Orientation	Right Angle
Number of Positions	4
Number of Rows	1

Electrical Characteristics

Operating Voltage	250 VAC

Contact Features

Contact Layout	Inline
Contact Mating Area Length	2.7 mm[.106 in]
PCB Contact Termination Area Plating Material Thickness	2.54 µm[100 µin]
Mating Square Post Dimension	.4 mm[.016 in]
Contact Retention Within Housing	With
PCB Contact Termination Area Plating Material Finish	Bright
Contact Shape & Form	Square

PCB Contact Termination Area Plating Material	Tin
Contact Base Material	Brass
Contact Mating Area Plating Material	Tin
Contact Mating Area Plating Material Finish	Bright
Contact Type	Pin
Contact Current Rating (Max)	3 A

Termination Features

Rectangular Termination Post & Tail Thickness	.4 mm[.016 in]
Rectangular Termination Post & Tail Width	.6 mm[.024 in]
Termination Post & Tail Length	2.05 mm[.081 in]
Termination Method to Printed Circuit Board	Surface Mount

Mechanical Attachment

Strain Relief	Without
Contact Retention Type Within Housing	Locking Lance
PCB Mount Alignment	Without
Mating Retention	Without
PCB Mount Retention	Without
Connector Mounting Type	Board Mount

Housing Features

Centerline (Pitch)	1.5 mm[.059 in]
Housing Color	Natural
Housing Material	Thermoplastic

Dimensions

Connector Length	7.5 mm[.295 in]
Connector Height	4.45 mm[.175 in]
Connector Width	7 mm[.2756 in]

Usage Conditions

Operating Temperature Range	-55 – 105 °C[-67 – 221 °F]

Operation/Application

Circuit Application	Signal

Industry Standards

UL Flammability Rating	UL 94V-0

Packaging Features

Packaging Quantity	1000
Packaging Method	Reel

Product Compliance

For compliance documentation, visit the product page on TE.com>

EU RoHS Directive 2011/65/EU	Compliant
EU ELV Directive 2000/53/EC	Compliant
China RoHS 2 Directive MIIT Order No 32, 2016	No Restricted Materials Above Threshold
EU REACH Regulation (EC) No. 1907/2006	Current ECHA Candidate List: JUL 2019 (201) Candidate List Declared Against: JUL 2019 (201) Does not contain REACH SVHC
EU REACH Regulation (EC) No. 1907/2006	Current ECHA Candidate List: JUL 2019 (201) Candidate List Declared Against: JUL 2019 (201)
Halogen Content	Low Halogen - Br, Cl, F, I < 900 ppm per homogenous material. Also BFR/CFR/PVC Free
Solder Process Capability	Reflow solder capable to 260°C

Product Compliance Disclaimer

This information is provided based on reasonable inquiry of our suppliers and represents our current actual knowledge based on the information they provided. This information is subject to change. The part numbers that TE has identified as EU RoHS compliant have a maximum concentration of 0.1% by weight in homogenous materials for lead, hexavalent chromium, mercury, PBB, PBDE, DBP, BBP, DEHP, DIBP, and 0.01% for cadmium, or qualify for an exemption to these limits as defined in the Annexes of Directive 2011/65/EU (RoHS2). Finished electrical and electronic equipment products will be CE marked as required by Directive 2011/65/EU. Components may not be CE marked.Additionally, the part numbers that TE has identified as EU ELV compliant have a maximum concentration of 0.1% by weight in homogenous materials for lead, hexavalent chromium, and mercury, and 0.01% for cadmium, or qualify for an exemption to these limits as defined in the Annexes of Directive 2000/53/EC (ELV). Regarding the REACH Regulations, TE's information on SVHC in articles for this part number is still based on the European Chemical Agency (ECHA) 'Guidance on requirements for substances in articles'(Version: 2, April 2011), applying the 0.1% weight on weight concentration threshold at the finished product level. TE is aware of the European Court of Justice ruling of September 10th, 2015 also known as O5A (Once An Article Always An Article) stating that, in case of 'complex object', the threshold for a SVHC must be applied to both the product as a whole and simultaneously to each of the articles forming part of its composition. TE has evaluated this ruling based on the new ECHA "Guidance on requirements for substances in articles" (June 2017, version 4.0) and will be updating its statements accordingly.

Compatible Parts

TE Model / Part # 1775442-1
EMIX CONN., 1.5mm PITCH, TERMI

TE Model / Part # 1775441-4
EMIX CONN., 1.5MM PITCH, RCPT, HSG, 4P

Customers Also Bought

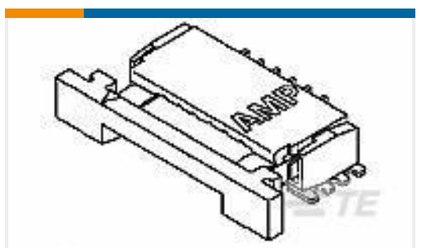

TE Model / Part #1-84952-1
1MM FPC HORZ.BTTM CONT.ASS.11P

TE Model / Part #1775441-2
EMIX CONN., 1.5MM PITCH, RCPT, HSG, 2P

TE Model / Part #5-1775443-2
EMIX CONN., 1.5MM PITCH, HDR, V /T, 2P

TE Model / Part #5-1775443-5
EMIX CONN., 1.5MM PITCH, HDR, V /T, 5P

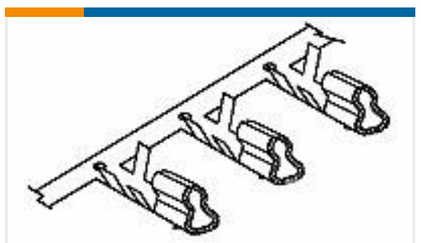

TE Model / Part #1775442-1
EMIX CONN., 1.5mm PITCH, TERMI

TE Model / Part #5-1775443-4
EMIX CONN., 1.5MM PITCH, HDR, V /T, 4P

TE Model / Part #1-1734328-2
Mini USB AB R/A,Rcpt,SMT,T&R, 0.6 mm

TE Model / Part #1775441-5
EMIX CONN., 1.5MM PITCH, RCPT, HSG, 5P

TE Model / Part #G-NIMO-003
0.2 DEG C ACCURACY I2C TEMP SENSOR

TE Model / Part #1775441-4
EMIX CONN., 1.5MM PITCH, RCPT, HSG, 4P

Documents

Product Drawings

EMIX CONN., 1.5MM PITCH, HDR, R/A, 4P

English

CAD Files

3D PDF

3D

Customer View Model

ENG_CVM_CVM_5-1775444-4_A2.2d_dxf.zip

English

Customer View Model

ENG_CVM_CVM_5-1775444-4_A2.3d_igs.zip

English

Customer View Model

ENG_CVM_CVM_5-1775444-4_A2.3d_stp.zip

English

By downloading the CAD file I accept and agree to the Terms and Conditions of use.

Datasheets & Catalog Pages

1-1773713-2_HIGH_PERFORMANCE_INTERCONNECT_QUICK_REFERRENCE_GUIDE_EN

English

Product Specifications

Application Specification

English

Product Environmental Compliance

TE Material Declaration

English

Agency Approvals

UL

English