5-1734324-9 ✔ ACTIVE

TE Internal #: 5-1734324-9

RJ45 Connectors, RJ45, Single Port, 1 x 1, RJ Type Jacks & Plugs, Standard Connector Contact Density, Jack, Shielded, Cat 3, Standard - Latch Down

View on TE.com >

Connectors > Modular Jacks & Plugs > RJ45 Connectors

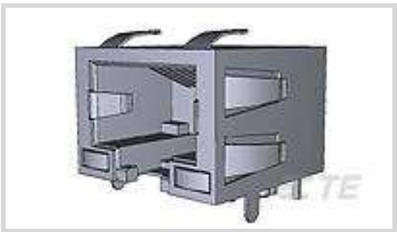

Modular Jack & Plug Interface Type: **RJ45**

Port Configuration: **Single Port**

Port Matrix Configuration: **1 x 1**

Modular Jacks & Plugs Products: **RJ Type Jacks & Plugs**

Connector Contact Density: **Standard**

Features

Product Type Features

Connector Product Type	Connector Assembly
Modular Jack & Plug Interface Type	RJ45
Modular Jacks & Plugs Products	RJ Type Jacks & Plugs
Modular Connector Style	Jack
Grounding Options	PCB and Panel Ground
Connector & Contact Terminates To	Printed Circuit Board

Configuration Features

Status Indicator Type	LED
Number of PCB Ground Tabs	6
Port Configuration	Single Port
Port Matrix Configuration	1 x 1
Connector Contact Density	Standard
Number of Positions	8
Number of Loaded Positions	8
PCB Mount Orientation	Right Angle

Body Features

LED Color (Bottom Left)	Green
LED Color (Bottom Right)	Yellow
Shield Plating Material	Nickel

Shield Material	Brass
Modular Jack Latch Orientation	Standard - Latch Down
Connector Profile	Standard

Contact Features

Contact Underplating Material	Nickel
PCB Contact Termination Area Plating Material	Gold Flash
Contact Current Rating (Max)	1 A
Contact Mating Area Plating Material	Gold
Contact Base Material	Phosphor Bronze
Contact Mating Area Plating Material Thickness	.76 µm[30 µin]

Termination Features

Termination Method to Printed Circuit Board	Through Hole - Solder
Termination Post & Tail Length	3.5 mm[.138 in]

Mechanical Attachment

Panel Mount Feature	With
Panel Mount Feature Type	Panel Stops
Connector Mounting Type	Panel Mount

Housing Features

Mating Entry Location	Side
Centerline (Pitch)	1.02 mm[.04 in]
Housing Color	Black
Housing Material	PA 46 GF30

Dimensions

PCB Thickness (Recommended)	1.6 mm[.063 in]
Connector Height	11.3 mm[.445 in]

Usage Conditions

Operating Temperature Range	-40 – 85 °C[-40 – 185 °F]

Operation/Application

Shielded	Yes
Circuit Application	Signal

Industry Standards

UL Flammability Rating	UL 94V-0

Performance Category	Cat 3

Packaging Features

Packaging Quantity	80
Packaging Method	Box & Tray, Tray

Product Compliance

For compliance documentation, visit the product page on TE.com>

EU RoHS Directive 2011/65/EU	Compliant
EU ELV Directive 2000/53/EC	Compliant
China RoHS 2 Directive MIIT Order No 32, 2016	No Restricted Materials Above Threshold
EU REACH Regulation (EC) No. 1907/2006	Current ECHA Candidate List: JAN 2023 (233) Candidate List Declared Against: JAN 2021 (211) Does not contain REACH SVHC
Halogen Content	Not Low Halogen - contains Br or Cl > 900 ppm.
Solder Process Capability	Wave solder capable to 265°C

Product Compliance Disclaimer

This information is provided based on reasonable inquiry of our suppliers and represents our current actual knowledge based on the information they provided. This information is subject to change. The part numbers that TE has identified as EU RoHS compliant have a maximum concentration of 0.1% by weight in homogenous materials for lead, hexavalent chromium, mercury, PBB, PBDE, DBP, BBP, DEHP, DIBP, and 0.01% for cadmium, or qualify for an exemption to these limits as defined in the Annexes of Directive 2011/65/EU (RoHS2). Finished electrical and electronic equipment products will be CE marked as required by Directive 2011/65/EU. Components may not be CE marked. Additionally, the part numbers that TE has identified as EU ELV compliant have a maximum concentration of 0.1% by weight in homogenous materials for lead, hexavalent chromium, and mercury, and 0.01% for cadmium, or qualify for an exemption to these limits as defined in the Annexes of Directive 2000/53/EC (ELV). Regarding the REACH Regulation, the information TE provides on SVHC in articles for this part number is based on the latest European Chemicals Agency (ECHA) 'Guidance on requirements for substances in articles' posted at this URL: https://echa.europa.eu/guidance-documents/guidance-on-reach

Compatible Parts

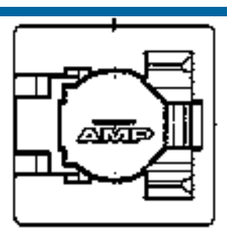

TE Part # 188729-1
8P.COVER/SOLD.STOP

Customers Also Bought

TE Part #5569260-1
STK MJ ASSY,8POS,2X2,SHLD,CAT5

TE Part #1-406541-1
MJ,INV,1X1,6PNL G,.100"ST,SN



TE Part #1761014-3
SFP 1X2 CAGE ASSY, PRESS FIT



TE Part #2170193-1
SFP+ 1x1 Cage Assembly,w/ Light Pipe

TE Part #YDL64H-20-41PNC046
HERM RECP

TE Part #2007798-3
IMP100S,H,V3P16C,RG,LEW46,5.5

TE Part #3-5100141-0
2MM H.M. TYPE "B" PIN ASSY.

TE Part #2127102-1
C/A, 08-0143-01 HM-ZD 4PRX10 PANEL MT TO

TE Part #2386499-1
MCIO 50P TO MCIO 50P, RA TO RA, 95OHM

Documents

Product Drawings

RJ45,8P8C,w/ Y,G LED,W/ panel,dip,30u"

English

CAD Files

3D PDF

3D

Customer View Model

ENG_CVM_CVM_5-1734324-9_A.2d_dxf.zip

English

Customer View Model

ENG_CVM_CVM_5-1734324-9_A.3d_igs.zip

English

Customer View Model

ENG_CVM_CVM_5-1734324-9_A.3d_stp.zip

English

By downloading the CAD file I accept and agree to the Terms and Conditions of use.

Product Specifications

Product Specification

English