




Connectors > RF Connectors > Coax Connectors



RF Interface: **BNC**

RF Connector Style: **Jack**

RF Connector Mated Outer Diameter (Approximate): **14.53 mm [.572 in]**

Impedance: **75 Ω**

RF Connector Coupling Mechanism: **Bayonet**

Features

Product Type Features

Connector Shape	Circular
RF Interface	BNC
RF Connector Style	Jack
Connector System	Cable-to-Board
Sealable	No
Connector & Contact Terminates To	Printed Circuit Board

Configuration Features

PCB Mount Orientation	Vertical
Number of Positions	1
Number of Coaxial Contacts	1

Electrical Characteristics

Impedance	75 Ω
-----------	------

Body Features

Body Material	Zinc
Body Material Finish	Plated
Body Plating Material	Nickel

Contact Features

RF Connector Center Contact Underplating Material	Copper
RF Connector Center Contact Plating Material	Gold
RF Connector Center Contact Material	Phosphor Bronze

Termination Features

Termination Post & Tail Length	3.18 mm[.125 in]
Termination Method to Printed Circuit Board	Through Hole - Solder

Mechanical Attachment

PCB Mount Retention	With
RF Connector Coupling Mechanism	Bayonet
Connector Mounting Type	Board Mount
Detent	With

Dimensions

Mounting Post Length	3.18 mm[.125 in]
Profile Height from PCB	16.7 mm[.657 in]
RF Connector Mated Outer Diameter (Approximate)	14.53 mm[.572 in]

Usage Conditions

Insulation Option	Uninsulated
Operating Temperature Range	-55 – 85 °C[-67 – 185 °F]

Operation/Application

Operating Frequency	2 GHz
---------------------	-------

Packaging Features

Packaging Method	Box
------------------	-----

Other

Grade	Commercial
Dielectric Material	TPX

Product Compliance

[For compliance documentation, visit the product page on TE.com>](#)





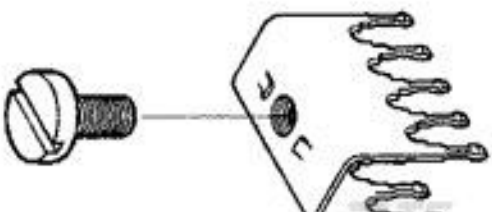


EU RoHS Directive 2011/65/EU	Compliant
EU ELV Directive 2000/53/EC	Compliant with Exemptions

China RoHS 2 Directive MIIT Order No 32, 2016	No Restricted Materials Above Threshold
EU REACH Regulation (EC) No. 1907/2006	Current ECHA Candidate List: JUNE 2024 (241) Candidate List Declared Against: JAN 2022 (223) Does not contain REACH SVHC
Halogen Content	Low Halogen - Br, Cl, F, I < 900 ppm per homogenous material. Also BFR/CFR/PVC Free
Solder Process Capability	Wave solder capable to 265°C

Product Compliance Disclaimer

This information is provided based on reasonable inquiry of our suppliers and represents our current actual knowledge based on the information they provided. This information is subject to change. The part numbers that TE has identified as EU RoHS compliant have a maximum concentration of 0.1% by weight in homogenous materials for lead, hexavalent chromium, mercury, PBB, PBDE, DBP, BBP, DEHP, DIBP, and 0.01% for cadmium, or qualify for an exemption to these limits as defined in the Annexes of Directive 2011/65/EU (RoHS2). Finished electrical and electronic equipment products will be CE marked as required by Directive 2011/65/EU. Components may not be CE marked. Additionally, the part numbers that TE has identified as EU ELV compliant have a maximum concentration of 0.1% by weight in homogenous materials for lead, hexavalent chromium, and mercury, and 0.01% for cadmium, or qualify for an exemption to these limits as defined in the Annexes of Directive 2000/53/EC (ELV). Regarding the REACH Regulation, the information TE provides on SVHC in articles for this part number is based on the latest European Chemicals Agency (ECHA) 'Guidance on requirements for substances in articles' posted at this URL: <https://echa.europa.eu/guidance-documents/guidance-on-reach>

Customers Also Bought

 <p>TE Part #2-2176231-7 SMD Power Resistor: 3 Watt, 1% Tol</p>	 <p>TE Part #1934331-1 Tin man Header Assy 5x16 Open</p>	 <p>TE Part #5796055-2 68 CHAMP R/A ASSY,LC</p>	 <p>TE Part #1623156-1 CRG0805 1% 220R</p>
 <p>TE Part #5055558-4 10 POWER TAP ASSY .100</p>	 <p>TE Part #1623927-2 CFR16 5% 100R</p>	 <p>TE Part #5-1625876-6 CBT 1/2 5% 470R</p>	

Documents

Product Drawings

BNC Str PCB Skt 75Ohm Nickel Pltd 19.8

English



CAD Files

Customer View Model

[ENG_CVM_CVM_5-1634506-2_B.2d_dxf.zip](#)

English

3D PDF

3D

Customer View Model

[ENG_CVM_CVM_5-1634506-2_B.3d_igs.zip](#)

English

Customer View Model

[ENG_CVM_CVM_5-1634506-2_B.3d_stp.zip](#)

English

By downloading the CAD file I accept and agree to the [Terms and Conditions](#) of use.

Product Specifications

Economy RF Coaxial Connectors

English

Product Specification

English