

5-104666-4 ✓ ACTIVE

AMPMODU | AMPMODU System 50


TE Internal #: 5-104666-4

PCB Mount Header, Vertical, Board-to-Board, 50 Position, 1.27 mm
[.05 in] Centerline, Fully Shrouded, Gold, Through Hole - Solder,
AMPMODU System 50

[View on TE.com >](#)



Connectors > PCB Connectors > PCB Headers & Receptacles



PCB Connector Assembly Type: **PCB Mount Header**

PCB Mount Orientation: **Vertical**

Connector System: **Board-to-Board**

Number of Positions: **50**

Number of Rows: **2**

Features

Product Type Features

PCB Connector Assembly Type	PCB Mount Header
Connector System	Board-to-Board
Header Type	Fully Shrouded
Sealable	No
Connector & Contact Terminates To	Printed Circuit Board

Configuration Features

Connector Contact Load Condition	Fully Loaded
PCB Mount Orientation	Vertical
Number of Positions	50
Number of Rows	2
Board-to-Board Configuration	Parallel

Electrical Characteristics

Dielectric Withstanding Voltage (Max)	500 VAC
Insulation Resistance	5000 MΩ
Operating Voltage	30 VAC

Body Features

Connector Profile	Standard
Primary Product Color	Black



Contact Features

Mating Square Post Dimension	.38 mm[.015 in]
PCB Contact Termination Area Plating Material Thickness	3.81 – 6.35 μm [150 – 250 μin]
PCB Contact Termination Area Plating Material Finish	Matte
Contact Shape & Form	Rectangular
Contact Underplating Material	Nickel
PCB Contact Termination Area Plating Material	Tin
Contact Base Material	Copper Alloy
Contact Mating Area Plating Material	Gold
Contact Mating Area Plating Material Thickness	.76 μm [30 μin]
Contact Type	Pin
Contact Current Rating (Max)	3.6 A

Termination Features

Termination Post & Tail Diameter	.38 mm[.015 in]
Termination Post & Tail Length	3.68 mm[.145 in]
Termination Method to PCB	Through Hole - Solder

Mechanical Attachment

Mating Retention	With
Mating Retention Type	Latching
Mating Alignment	With
Mating Alignment Type	Polarization
PCB Mount Retention	Without
PCB Mount Alignment	Without
Connector Mounting Type	Board Mount

Housing Features

Centerline (Pitch)	1.27 mm[.05 in]
Housing Material	LCP

Dimensions

Row-to-Row Spacing	2.54 mm[.1 in]
PCB Thickness (Recommended)	1.57 mm[.062 in]

Usage Conditions

Housing Temperature Rating	High
----------------------------	------



Operating Temperature Range -65 – 105 °C[-85 – 221 °F]

Operation/Application

Circuit Application Signal

Industry Standards

UL Rating Recognized
 Compatible With Agency/Standards Products CSA, UL
 Compatible With Approved Standards Products CSA LR7189, UL E28476
 UL Flammability Rating UL 94V-0

Packaging Features

Packaging Quantity 13
 Packaging Method Box, Tube

Other

Position Locations Omitted 0

Product Compliance

[For compliance documentation, visit the product page on TE.com>](#)

EU RoHS Directive 2011/65/EU Compliant
 EU ELV Directive 2000/53/EC Compliant
 China RoHS 2 Directive MIIT Order No 32, 2016 No Restricted Materials Above Threshold
 EU REACH Regulation (EC) No. 1907/2006 Current ECHA Candidate List: JUNE 2024 (241)
 Candidate List Declared Against: JUNE 2024 (241)
 Does not contain REACH SVHC
 Halogen Content Low Halogen - Br, Cl, F, I < 900 ppm per homogenous material. Also BFR/CFR/PVC Free
 Solder Process Capability Wave solder capable to 260°C

Product Compliance Disclaimer

This information is provided based on reasonable inquiry of our suppliers and represents our current actual knowledge based on the information they provided. This information is subject to change. The part numbers that TE has identified as EU RoHS compliant have a maximum concentration of 0.1% by weight in homogenous materials for lead, hexavalent chromium, mercury, PBB, PBDE, DBP, BBP, DEHP, DIBP, and 0.01% for cadmium, or qualify for an exemption to these limits as defined in the Annexes of Directive 2011/65/EU (RoHS2). Finished electrical and electronic equipment products will be CE marked as required by Directive 2011/65/EU. Components may not be CE marked. Additionally, the part numbers that TE has identified as EU ELV compliant have a maximum concentration of 0.1% by weight in homogenous materials for lead, hexavalent chromium, and mercury, and 0.01% for cadmium, or qualify for an exemption to these limits as defined in the Annexes of Directive 2000/53/EC (ELV). Regarding the REACH Regulation, the information TE provides on SVHC in articles for this part number is based on the latest European Chemicals Agency (ECHA) 'Guidance on

requirements for substances in articles' posted at this URL: <https://echa.europa.eu/guidance-documents/guidance-on-reach>

Compatible Parts



TE Part # 5-487937-0
050 HOUSING FFC 50CL DR LATCH



TE Part # 2-111196-1
50 RCPT SYSTEM 50, LEAD FREE



TE Part # 5-104078-5
50 SYSTEM 50 RCPT ASSY DRST SN



TE Part # 5-104550-6
50 SYS50 SURFMNT DRST RCPT SN



TE Part # 5-104078-2
40 SYSTEM 50 RCPT ASSY DRST SN



TE Part # 5-104744-7
50 SYS 50 RCPT ASSY DRST SN



TE Part # 5-147378-5
50 SYS50 SMT RCP DR SHD SN

Also in the Series | AMPMODU System 50



PCB Headers & Receptacles(1007)

Customers Also Bought



TE Part #175217-2
DYNAMIC 3000 CONTACT




TE Part #5352068-1
Z-PACK/A RAF 110P




TE Part #1-917337-2
DYNAMIC 3200 HDR ASSY



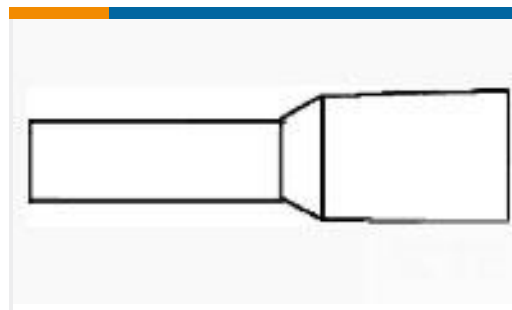
TE Part #1-178288-5
3.81 DYNAMIC REC HSG 5P



TE Part #4-1473562-3
RITS CONN. PLUG ASSY 3P GREEN



TE Part #1892302-1
MBXL R/A HDR DB 11P+12S



TE Part #1-966066-1
FER,WIRE,PL SLV,1.50/16,L10,RED,LP

Documents

Product Drawings

[50 SYSTEM 50 HDR DRST SHRD SN](#)

English

CAD Files

[3D PDF](#)

3D

Customer View Model

[ENG_CVM_CVM_5-104666-4_AD.2d_dxf.zip](#)

English

Customer View Model

[ENG_CVM_CVM_5-104666-4_AD.3d_igs.zip](#)

English

Customer View Model

[ENG_CVM_CVM_5-104666-4_AD.3d_stp.zip](#)

English

By downloading the CAD file I accept and agree to the [Terms and Conditions](#) of use.

Datasheets & Catalog Pages

[AMPMODU_INTERCONNECTION_SYSTEM_SECTION3AND4](#)

English

Product Specifications

[Application Specification](#)

English