




Connectors > Terminal Blocks & Strips > Barrier Strips



Barrier Strip Style: **Dual Barrier**

Bottom Termination Type: **Printed Circuit Pin**

Connector System: **Wire-to-Board**

Number of Positions: **5**

Centerline (Pitch): **8.26 mm [.325 in]**

Features

Product Type Features

Block Style	Flat Bottom with standoffs
Connector System	Wire-to-Board
Connector & Contact Terminates To	Printed Circuit Board

Configuration Features

Number of Levels	1
Number of Positions	5
Number of Rows	1

Electrical Characteristics

Operating Voltage	150 V, 300 V
-------------------	--------------

Body Features

Primary Product Color	Black
Product Orientation	Vertical
Barrier Strip Style	Dual Barrier

Contact Features



PCB Contact Termination Area Plating Material	Tin
Contact Base Material	Copper Alloy
Contact Current Rating (Max)	10 A, 20 A

Termination Features

Bottom Termination Type	Printed Circuit Pin
-------------------------	---------------------

Mechanical Attachment

Screw Head Type	Combo Phil-Slot
Screw Plating Material	Zinc Chromate
Screw Material	Steel
Top Termination Type	Binding Combo Head
Mounting Options	End Positions Empty
Thread Size	6-32
Connector Mounting Type	Board Mount

Housing Features

Housing Material	Thermoplastic Polyamide
Centerline (Pitch)	8.26 mm [.325 in]

Dimensions

Product Length	59.44 mm [2.34 in]
Wire Size	.3 – 3 mm ²

Usage Conditions

Operating Temperature Range	-40 – 105 °C [-40 – 221 °F]
-----------------------------	-----------------------------

Operation/Application

Circuit Application	Power
---------------------	-------

Industry Standards

UL Flammability Rating	UL 94V-0
------------------------	----------

Packaging Features

Packaging Quantity	32
Packaging Method	Package

Product Compliance

[For compliance documentation, visit the product page on TE.com>](#)

EU RoHS Directive 2011/65/EU	Compliant
------------------------------	-----------



EU ELV Directive 2000/53/EC	Not Yet Reviewed
China RoHS 2 Directive MIIT Order No 32, 2016	No Restricted Materials Above Threshold
EU REACH Regulation (EC) No. 1907/2006	Current ECHA Candidate List: JUNE 2024 (241) Candidate List Declared Against: JAN 2023 (233) Does not contain REACH SVHC
Halogen Content	Not Low Halogen - contains Br or Cl > 900 ppm.
Solder Process Capability	Wave solder capable to 265°C


Product Compliance Disclaimer

This information is provided based on reasonable inquiry of our suppliers and represents our current actual knowledge based on the information they provided. This information is subject to change. The part numbers that TE has identified as EU RoHS compliant have a maximum concentration of 0.1% by weight in homogenous materials for lead, hexavalent chromium, mercury, PBB, PBDE, DBP, BBP, DEHP, DIBP, and 0.01% for cadmium, or qualify for an exemption to these limits as defined in the Annexes of Directive 2011/65/EU (RoHS2). Finished electrical and electronic equipment products will be CE marked as required by Directive 2011/65/EU. Components may not be CE marked. Additionally, the part numbers that TE has identified as EU ELV compliant have a maximum concentration of 0.1% by weight in homogenous materials for lead, hexavalent chromium, and mercury, and 0.01% for cadmium, or qualify for an exemption to these limits as defined in the Annexes of Directive 2000/53/EC (ELV). Regarding the REACH Regulations, TE's information on SVHC in articles for this part number is still based on the European Chemical Agency (ECHA) 'Guidance on requirements for substances in articles' (Version: 2, April 2011), applying the 0.1% weight on weight concentration threshold at the finished product level. TE is aware of the European Court of Justice ruling of September 10th, 2015 also known as O5A (Once An Article Always An Article) stating that, in case of 'complex object', the threshold for a SVHC must be applied to both the product as a whole and simultaneously to each of the articles forming part of its composition. TE has evaluated this ruling based on the new ECHA "Guidance on requirements for substances in articles" (June 2017, version 4.0) and will be updating its statements accordingly.

Compatible Parts



Also in the Series | [Buchanan 4DB Series](#)



Barrier Strips(116)

Customers Also Bought



TE Part #1892302-1
MBXL R/A HDR DB 11P+12S




TE Part #5228980-7
JACK,BHD,COML,SERIES BNC,GOLD



TE Part #87456-3
08 MODIV HSG COMP DR .100CL



TE Part #5-534267-1
14 MODIV VRT DR DE 100/125



TE Part #1241978-2
JPT A REC 2.8 Contact SRC Sn




TE Part #T4111412051-000
M12 M, 5P GOLD B_CODE S SHIELDED PG9



TE Part #1676184-1
RN 0805 140K 0.1% 10PPM CUT LENGTH



TE Part #2170193-1
SFP+ 1x1 Cage Assembly,w/ Light Pipe



TE Part #2176615-8
SMQW1W R20 5%

Documents

Product Drawings

[4DB-P207-05=4DB ASSEMBLY](#)

English

CAD Files

Customer View Model

[ENG_CVM_CVM_5-1437667-8_E.3d_igs.zip](#)

English

Customer View Model



[ENG_CVM_CVM_5-1437667-8_E.3d_stp.zip](#)

English

Customer View Model

[ENG_CVM_CVM_5-1437667-8_E.2d_dxf.zip](#)

English

3D PDF

3D

By downloading the CAD file I accept and agree to the [Terms and Conditions](#) of use.

Datasheets & Catalog Pages

BUCHANAN TERMINAL BLOCKS CATALOG - BARRIER STRIPS

English

[1-1773458-2_BARRIER_STRIPS_QUICK_REFERENCE_GUIDE](#)

English