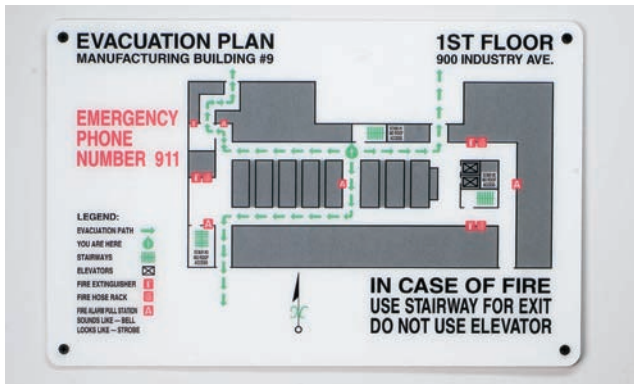


B




Emergency Evacuation Placards, placed strategically throughout your facility, help direct employees to safe areas during emergencies such as toxic chemical spills, fires and other acts of nature.

Emergency Evacuation Placarding

- Full-color, permanent encapsulated signs
- Output from your artwork files (most Mac or Windows formats acceptable) or custom designed for you
- Printed on durable fiberglass or laminated material
- Color-coding aids in determining route assignments
- Turn-key solutions for newly constructed facilities or plant additions

Customize It
Emergency Evacuation Placarding
 Contact your local distributor to order




Give permanence to your computer-generated Process Flow Diagrams by turning them into professional looking placards.

Process Flow Diagrams

- Full-color, permanent encapsulated signs
- Output from your artwork files (most Mac or Windows formats acceptable) or custom designed for you
- Printed on durable fiberglass or laminated material

Customize It
Process Flow Diagrams
 Contact your local distributor to order



Lockout/Tagout Placards

- Full-color, permanent encapsulated signs
- Output from your artwork files (most Mac or Windows formats acceptable) or custom designed for you
- Printed on durable fiberglass or laminated material
- Turn-key solutions for new equipment

Customize It
Lockout/Tagout Placards
 Contact your local distributor to order

Using graphics and a list of step-by-step procedures, Lockout/Tagout Placards can help reduce accidents by putting important lockout/tagout information at the point of need.

Acceptable Artwork file formats (Mac or Windows):

- Adobe Illustrator CS2 or earlier
- Macromedia Freehand 7.0 or earlier (Mac)
- Corel Draw 8.0 or earlier (PC)
- QuarkXpress 6.5 or earlier (Mac)
- QuarkXpress 6.5 or earlier (PC)

Note: Files will be printed "as is" unless otherwise indicated. Further file manipulation will be subject to an engineering fee.

Guidelines: All fonts should be outlined or supplied in either Postscript Type 1 (both screen and printer fonts) or TrueType formats. Any images placed into your final file have to be supplied. Any placed images have to have the original files supplied as well as the final files.