

Product Data Sheet

One27 Female angled,
Part No. 404-51050-51

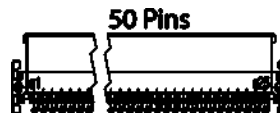
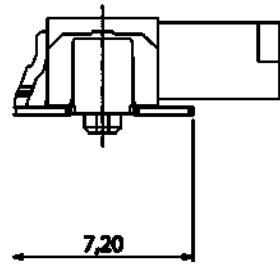


Illustration similar



Perpendicular



Horizontal



SMT



High Density



Rugged

- 50 pins
- right angled
- SMT
- pitch 1.27 mm
- Performance level 1



» to product on www.ept.de



» to product group One27

Product Data Sheet

One27 Female angled,
Part No. 404-51050-51



Technical Specifications

Basics

No. of Contacts	50
Termination Technology	SMT
Operating Temperature Range	-55°C to + 125°C

Material

Insulator Material	LCP, UL 94 V-0
CTI value <i>IEC 60112</i>	175
Contact Material	Copper alloy
Plating	Au over PdNi over Ni

Mechanical

Pitch	1.27 mm
Mating Force per Pin	≤ 0.5 N
Separating Force per Pin	≥ 0.1 N
Durability <i>IEC 60512-9-1</i>	Performance level 1: 500 mating cycles
Coplanarity	≤ 0.1 mm
Vibration, sinusoidal <i>IEC 60512-6-4</i>	10 - 2000 Hz, 20g
Contact mating problems if vibrations occur, sinusoidal <i>IEC 60512-2-5</i>	≤ 1 μs
Shock, semi-sinusoidal <i>IEC 60512-6-3</i>	50g, 11 ms
Contact mating problems if shock occur, semi-sinusoidal <i>IEC 60512-2-5</i>	≤ 1 μs

Electrical

Operational Current <i>IEC 60512-5-2</i>	1.4 A at 20°C (50 pins)
Contact Resistance <i>IEC 60512-2-1</i>	≤ 25 mΩ
Clearance and Creepage	min. 0.4 mm
Insulation Resistance <i>IEC 60512-3-1</i>	≥ 10 GΩ
Test Voltage <i>IEC 60512-4-1</i>	500 VAC

Product Data Sheet

One27 Female angled,
Part No. 404-51050-51



Technical Specifications

Processing

Soldering Temperature 20 - 40 s at 260°C
JEDEC J-STD-020E

MSL 1
JEDEC J-STD-020E

Assembly Pick and Place

Approval / Compliance

UL file E130314

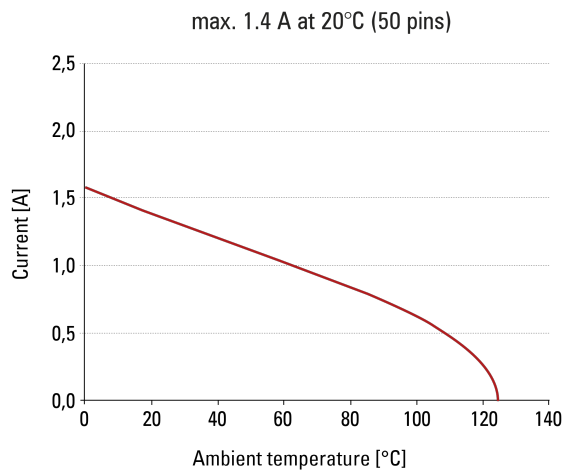
Environment RoHS compliant

Product Data Sheet

One27 Female angled,
Part No. 404-51050-51



Derating Diagram



Product Data Sheet

One27 Female angled,
Part No. 404-51050-51



Modifications

Available on request

- different number of pins
- other performance level

Drawings

Component data in 2D and 3D format you can download here:

[» PDF](#)

[» 3D IGES](#)

[» 3D STEP](#)

[» 3D PDF](#)