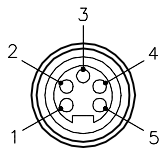


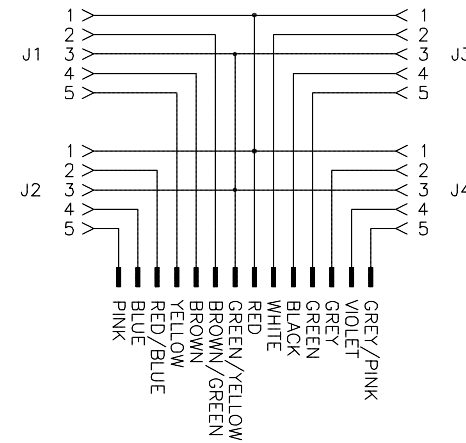
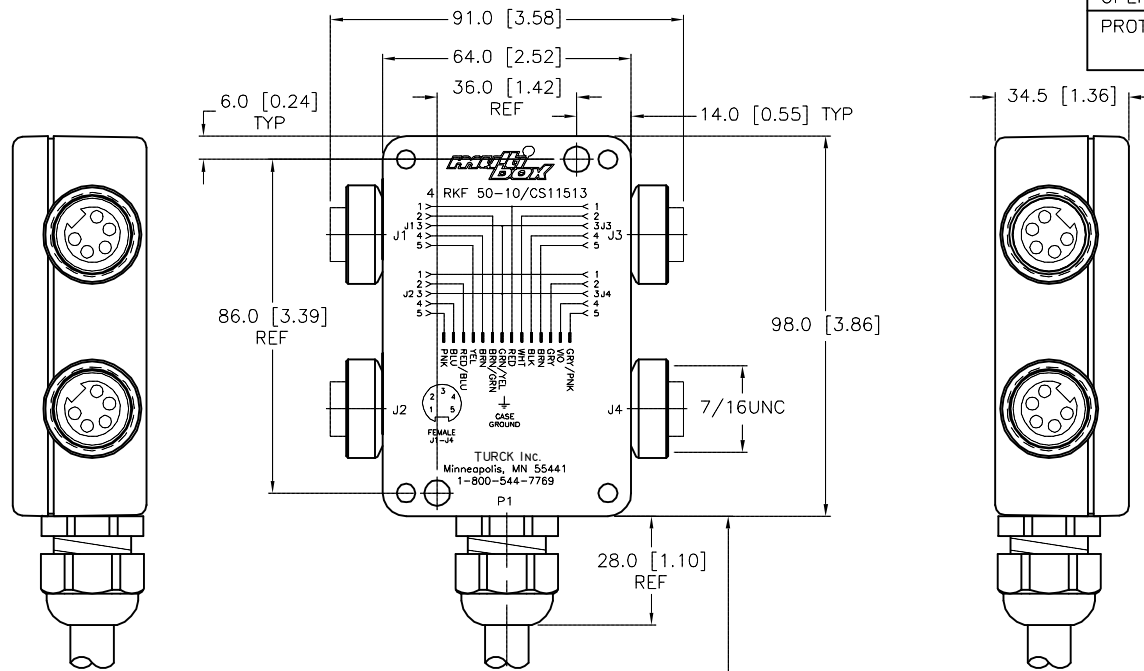
FEMALE END VIEW



(J1-J4)

SPECIFICATIONS

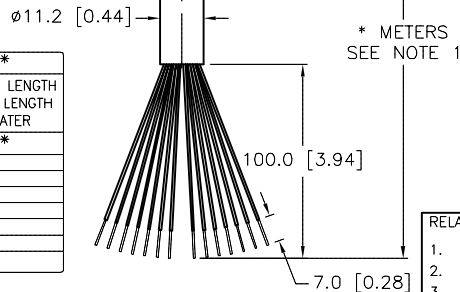
HOUSING MATERIAL	DIE-CAST ALUMINUM ALLOY
HOUSING FINISH/COLOR	POWDER COAT/BLACK
CONTACT CARRIER MATERIAL (J1-J4)	TPU
CONTACT MATERIAL/PLATING	BRASS/GOLD
RECEPTACLE HOUSING/PLATING	BRASS/NICKEL
RATED CURRENT [A]	4.0 AMPS PER PORT, 8.0 AMPS TOTAL
RATED VOLTAGE [V]	250 VAC/300 VDC
OUTER JACKET MATERIAL/COLOR	PVC/YELLOW
CONDUCTOR INSULATION MATERIAL	PVC
NUMBER OF CONDUCTORS [AWG]	14x18 AWG
OPERATING TEMPERATURE	-40°C to +105°C (-40°F to +221°F)
PROTECTION CLASS to DIN 40050	IP 67 - ONLY WHEN ALL RECEPTACLES ARE COVERED WITH PLUGS OR CONNECTED



WIRING DIAGRAM

CABLE LENGTH	TOLERANCE*
ALL LENGTHS	+ 4% (OR 50mm) OF LENGTH - 0% (OR 0mm) OF LENGTH WHICHEVER IS GREATER
STRIP LENGTH	TOLERANCE*
0-7mm	±0.5mm
8-29mm	±1.0mm
30-49mm	±2.0mm
50-69mm	±3.0mm
70-100mm	±4.0mm
OVER 100mm	±5.0mm

* UNLESS OTHERWISE SPECIFIED



- NOTES:
- "*" INDICATES CABLE LENGTH IN METERS. CONTACT TURCK TO ORDER SPECIFIC LENGTHS.
 - CLEARANCE HOLE FOR 1/4-20 MOUNTING SCREWS (2 NOT INCLUDED.)
 - "/CS11513" DESIGNATES CUSTOMER SPECIFIC WIRING.

SOURCE DRAWING - FOR REFERENCE ONLY

RELATED DOCUMENTS	3RD ANGLE PROJECTION	THIS DRAWING IS CONFIDENTIAL AND THE PROPERTY OF TURCK INC. USE OF THIS DOCUMENT WITHOUT WRITTEN PERMISSION IS PROHIBITED.		3000 CAMPUS DRIVE MINNEAPOLIS, MN 55441 1-800-544-7769 (763) 553-7300 (763) 553-0708 fax turck.com	
1.		DRFT	RWC	DATE	01/23/06
2.		DESCRIPTION	4 RKF 50-*/CS11513		
3.	ALL DIMENSIONS DISPLAYED ON THIS DRAWING ARE FOR REFERENCE ONLY	DSGN	SCALE	1=2.0	
4.		UNIT OF MEASUREMENT	MILLIMETER [INCH]		
MATERIAL	SEE SPECIFICATIONS	CONTACT TURCK FOR MORE INFORMATION		IDENTIFICATION NO.	REV
FINISH	SEE SPECIFICATIONS	DO NOT SCALE THIS DRAWING		FILE: 777016481	C
C		DRAWING PROCESSED AS PART OF ECO 33971		CBM	04/06/11 33971
REV	DESCRIPTION	BY	DATE	ECO NO.	SHEET 1 OF 1