



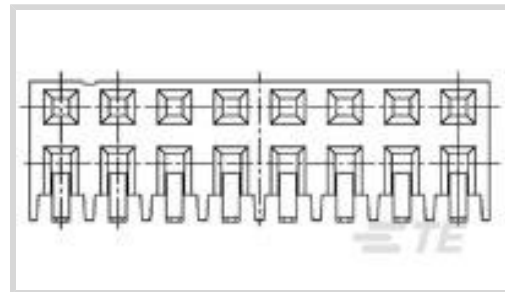
AMPMODU | AMPMODU 2 mm

TE Internal #: 4-1734606-2

PCB Mount Receptacle, Right Angle, Board-to-Board, 42 Position, 2 mm [.079 in] Centerline, Gold, Surface Mount, Signal, Black, Reel, AMPMODU 2 mm

[View on TE.com >](#)

Connectors > PCB Connectors > PCB Headers & Receptacles



PCB Connector Assembly Type: **PCB Mount Receptacle**

PCB Mount Orientation: **Right Angle**

Connector System: **Board-to-Board**

Number of Positions: **42**

Number of Rows: **2**

### Features

#### Product Type Features

PCB Connector Assembly Type	PCB Mount Receptacle
Connector System	Board-to-Board
Sealable	No
Connector & Contact Terminates To	Printed Circuit Board

#### Configuration Features

Stackable	Yes
Connector Contact Load Condition	Fully Loaded
PCB Mount Orientation	Right Angle
Number of Positions	42
Number of Rows	2
Board-to-Board Configuration	Orthogonal

#### Electrical Characteristics

Dielectric Withstanding Voltage (Max)	650 VAC
Insulation Resistance	5000 MΩ
Operating Voltage	250 VAC

#### Body Features

Primary Product Color	Black
-----------------------	-------

#### Contact Features



Mating Square Post Dimension	.5 mm[.02 in]
PCB Contact Termination Area Plating Material	Tin
Contact Base Material	Phosphor Bronze
Contact Mating Area Plating Material	Gold
Contact Mating Area Plating Material Thickness	.254 $\mu$ m[10 $\mu$ in]
Contact Type	Socket
Contact Current Rating (Max)	1 A

#### Termination Features

Rectangular Termination Post & Tail Thickness	.15 mm[.005 in]
Rectangular Termination Post & Tail Width	.6 mm[.023 in]
Termination Method to PCB	Surface Mount

#### Mechanical Attachment

Mating Alignment	Without
PCB Mount Retention	Without
PCB Mount Alignment	Without
Connector Mounting Type	Board Mount

#### Housing Features

Centerline (Pitch)	2 mm[.079 in]
Housing Material	Thermoplastic

#### Dimensions

Connector Length	42.2 mm
Connector Height	4.95 mm[.194 in]
Connector Width	5 mm[.196 in]
Row-to-Row Spacing	2 mm[.079 in]
PCB Thickness (Recommended)	.85 mm[.033 in]

#### Usage Conditions

Operating Temperature Range	-40 – 105 °C[-40 – 221 °F]
-----------------------------	----------------------------

#### Operation/Application

Circuit Application	Signal
---------------------	--------

#### Industry Standards

UL Flammability Rating	UL 94V-0
------------------------	----------

#### Packaging Features



Packaging Quantity	600
Packaging Method	Reel

**Other**

Position Locations Omitted	0
----------------------------	---

**Product Compliance**


[For compliance documentation, visit the product page on TE.com>](#)

EU RoHS Directive 2011/65/EU	Compliant
EU ELV Directive 2000/53/EC	Compliant
China RoHS 2 Directive MIIT Order No 32, 2016	No Restricted Materials Above Threshold
EU REACH Regulation (EC) No. 1907/2006	Current ECHA Candidate List: JUNE 2024 (241) Candidate List Declared Against: JAN 2017 (173) SVHC > Threshold: Not Yet Reviewed
Halogen Content	Not Low Halogen - contains Br or Cl > 900 ppm.
Solder Process Capability	Reflow solder capable to 260°C

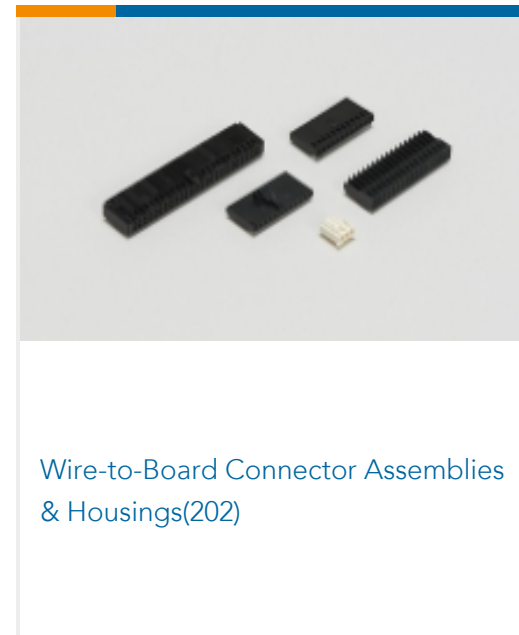

**Product Compliance Disclaimer**

This information is provided based on reasonable inquiry of our suppliers and represents our current actual knowledge based on the information they provided. This information is subject to change. The part numbers that TE has identified as EU RoHS compliant have a maximum concentration of 0.1% by weight in homogenous materials for lead, hexavalent chromium, mercury, PBB, PBDE, DBP, BBP, DEHP, DIBP, and 0.01% for cadmium, or qualify for an exemption to these limits as defined in the Annexes of Directive 2011/65/EU (RoHS2). Finished electrical and electronic equipment products will be CE marked as required by Directive 2011/65/EU. Components may not be CE marked. Additionally, the part numbers that TE has identified as EU ELV compliant have a maximum concentration of 0.1% by weight in homogenous materials for lead, hexavalent chromium, and mercury, and 0.01% for cadmium, or qualify for an exemption to these limits as defined in the Annexes of Directive 2000/53/EC (ELV). Regarding the REACH Regulations, TE's information on SVHC in articles for this part number is still based on the European Chemical Agency (ECHA) 'Guidance on requirements for substances in articles' (Version: 2, April 2011), applying the 0.1% weight on weight concentration threshold at the finished product level. TE is aware of the European Court of Justice ruling of September 10th, 2015 also known as O5A (Once An Article Always An Article) stating that, in case of 'complex object', the threshold for a SVHC must be applied to both the product as a whole and simultaneously to each of the articles forming part of its composition. TE has evaluated this ruling based on the new ECHA "Guidance on requirements for substances in articles" (June 2017, version 4.0) and will be updating its statements accordingly.

**Compatible Parts**



## Also in the Series | AMPMODU 2 mm



## Customers Also Bought



## Documents

### CAD Files

Customer View Model

[ENG\\_CVM\\_CVM\\_4-1734606-2\\_B.2d\\_dxf.zip](#)

English

3D PDF

3D



### Customer View Model

[ENG\\_CVM\\_CVM\\_4-1734606-2\\_B.3d\\_igs.zip](#)

English

### Customer View Model

[ENG\\_CVM\\_CVM\\_4-1734606-2\\_B.3d\\_stp.zip](#)

English

By downloading the CAD file I accept and agree to the [Terms and Conditions](#) of use.

### Datasheets & Catalog Pages

[AMPMODU\\_INTERCONNECTION\\_SYSTEM\\_SECTION3AND4](#)

English