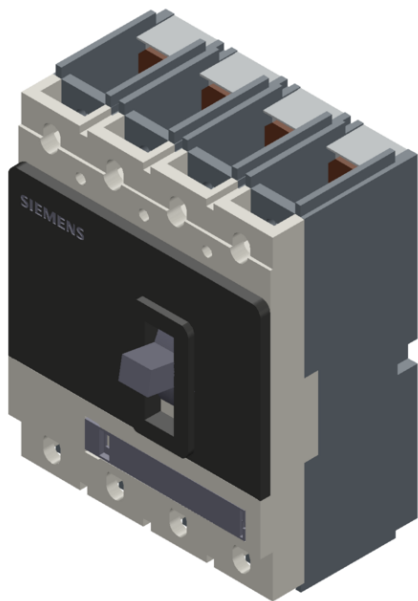


circuit breaker VL250H high breaking capacity  $I_{cu}=70\text{kA}$ , 415V AC 4-pole, line protection Electronic Trip Unit ETU10,  $I_{IN}=250\text{A}$ , rated current  $I_R=100\dots250\text{A}$ , overload protection,  $I_l=1.25$  to  $11\times I_N$ , short-circuit protection N protected without auxiliary release ETU communication-capable without auxiliary/alarm switch



Model	
Type of the driving mechanism / motor drive	No
Design of the overcurrent release	ETU10
General technical data	
Number of poles	4
Size of the circuit-breaker	3VL3
Electrical endurance (switching cycles) / typical	10 000

Usage category	A
Performance class for circuit breaker	N
Mechanical service life (switching cycles) / typical	20 000
Reference code / acc. to DIN 40719 extended according to IEC 204-2 / acc. to IEC 750	Q
Operating frequency / maximum	120 1/s

### Voltage

Rated operational voltage $U_e$ / max.	690 V
Insulation voltage	
• rated value	800 V
• at AC / rated value	800 V
Surge voltage resistance / rated value	8 kV
Operating voltage	
• rated value / maximum	690 V
• for main current circuit / at AC / at 50 Hz / maximum	690 V
• for main current circuit / at AC / at 60 Hz / maximum	690 V
• for main current circuit / at DC / maximum	500 V

### Protection class

Protection class IP	IP20
protection function of the overcurrent release	LIN

### Current

Operating current / at 45 °C / rated value	250 A
Continuous current / rated value	250 A
Derating temperature / for the rated value of the continuous current	50 °C
Adjustable pick-up value current	
• of the current-dependent overload release / Full-scale value	250 A
• of instantaneous short-circuit trip unit / initial value	313 A
• of instantaneous short-circuit trip unit / Full-scale value	2 750 A

### Main circuit

Operating frequency	
• 1 / rated value	50 Hz
• 2 / rated value	60 Hz
Operating current	
• at 40 °C / rated value	250 A
• at 50 °C / rated value	250 A
• at 55 °C / rated value	237.5 A

• at 60 °C / rated value	237.5 A
• at 65 °C / rated value	200 A
• at 70 °C / rated value	200 A

#### Auxiliary circuit

Number of CO contacts / for auxiliary contacts	0
Number of NC contacts / for auxiliary contacts	0
Number of NO contacts / for auxiliary contacts	0

#### Suitability

Suitability for use	system protection
---------------------	-------------------

#### Adjustable parameters

Adjustable pick-up value current / of the current-dependent overload release / initial value	100 A
--	-------

#### Product details

Product component	
• Trip indicator	No
• Auxiliary switch	No
• Voltage trigger	No
• undervoltage release	No
• undervoltage release with leading contact	No
Product extension / optional / motor drive	Yes

#### Product function

Product function	
• of thermal overload trip unit	adjustable
• Ground fault protection	No
• for neutral conductors / Short-circuit and overload proof	Yes
• Overload protection	Yes

#### Short circuit

Operational short-circuit current breaking capacity (Ics)	
• at 240 V / rated value	75 kA
• at 415 V / rated value	70 kA
• at 500 V / rated value	30 kA
• at 690 V / rated value	6 kA
Maximum short-circuit current breaking capacity (Icu)	
• at 240 V / rated value	100 kA
• at 415 V / rated value	70 kA
• at 440 V / rated value	50 kA
• at 480 V / acc. to NEMA / rated value	50 kA
• at 500 V / rated value	40 kA

- at 600 V / acc. to NEMA / rated value 12 kA
- at 690 V / rated value 12 kA

## Connections

Arrangement of electrical connectors / for main current circuit	front side
Type of connectable conductor cross-sections / for main contacts	
<ul style="list-style-type: none"> <li>• with flexible busbar</li> </ul>	17 x 10 mm
<ul style="list-style-type: none"> <li>• solid</li> </ul>	25 ... 185 mm <sup>2</sup>
<ul style="list-style-type: none"> <li>• finely stranded / with core end processing</li> </ul>	25 ... 120 mm <sup>2</sup>
<ul style="list-style-type: none"> <li>• stranded</li> </ul>	25 ... 185 mm <sup>2</sup>
Type of connectable conductor cross-sections / for auxiliary contacts	
<ul style="list-style-type: none"> <li>• solid</li> </ul>	0.75 ... 1.5 mm <sup>2</sup>
<ul style="list-style-type: none"> <li>• finely stranded / with core end processing</li> </ul>	0,75 ... 1.0 mm <sup>2</sup>
Type of electrical connection / for main current circuit	screw-type terminals

## Mechanical Design




Height	185.5 mm
Width	139.5 mm
Depth	106.5 mm
Mounting type	fixed mounting



## Environmental conditions

Ambient temperature / during operation	
<ul style="list-style-type: none"> <li>• minimum</li> </ul>	-25 °C
<ul style="list-style-type: none"> <li>• maximum</li> </ul>	70 °C
Ambient temperature / during storage	
<ul style="list-style-type: none"> <li>• minimum</li> </ul>	-40 °C
<ul style="list-style-type: none"> <li>• maximum</li> </ul>	80 °C

## Certificates

Certificate of suitability	IEC, high switching capacity (H)
Reference code	
<ul style="list-style-type: none"> <li>• acc. to DIN EN 61346-2</li> </ul>	Q

General Product Approval		EMC	Declaration of Conformity	Test Certificates
 CCC	<a href="#">Miscellaneous</a>	<a href="#">TSE</a>	 C-Tick	 EG-Konf.
				<a href="#">Special Test Certificate</a>

Shipping Approval		other			
 RINA	 RMRS	<a href="#">Environmental Confirmations</a>	<a href="#">Confirmation</a>	<a href="#">Manufacturer Declaration</a>	<a href="#">Miscellaneous</a>

### Further information

**Information- and Downloadcenter (Catalogs, Brochures,...)**

<http://www.siemens.com/lowvoltage/catalogs>

**Industry Mall (Online ordering system)**

<https://mall.industry.siemens.com/mall/en/en/Catalog/product?mlfb=3VL3725-2NA46-0AA0>

**Service&Support (Manuals, Certificates, Characteristics, FAQs,...)**

<https://support.industry.siemens.com/cs/ww/en/ps/3VL3725-2NA46-0AA0>

**Image database (product images, 2D dimension drawings, 3D models, device circuit diagrams, ...)**

[http://www.automation.siemens.com/bilddb/cax\\_en.aspx?mlfb=3VL3725-2NA46-0AA0](http://www.automation.siemens.com/bilddb/cax_en.aspx?mlfb=3VL3725-2NA46-0AA0)

**CAX-Online-Generator**

<http://www.siemens.com/cax>

**Tender specifications**

<http://www.siemens.com/specifications>