

circuit breaker 3VA6 UL frame 600 breaking capacity class L 150kA @ 480V 4-pole, line protection ETU320, LI, In=400A overload protection Ir=160A...400A short-circuit protection Ii=1.5...12 x In N conductor protection adjustable (OFF, 50%, 100%) without connection



| Model | |
|---|-----------------------------|
| Product brand name | SENTRON |
| Product designation | Molded-case circuit breaker |
| Product designation / according to UL file | LLAE |
| Product version | System protection |
| Design of the load switch / acc. to UL 489 / Heating, Air Conditioning, and Refrigeration circuit breaker (HACR Type) | Yes |
| Design of the overcurrent release | ETU320 |
| Protective function of the overcurrent release | LI |
| Number of poles | 4 |
| General technical data | |
| Rated insulation voltage Ui | 600 V |
| Max. rated operational voltage Ue with AC 50/60Hz | 600 V |
| Power loss [W] / maximum | 70 W |
| Active power loss / for rated value of the current / at AC / in hot operating state / per pole | 23.33 W |
| Mechanical service life (switching cycles) / typical | 15 000 |

| | |
|---|---------|
| Electrical endurance (switching cycles) / at AC-1 / at 380/415 V 50/60 Hz | 4 000 |
| Electrical endurance (switching cycles) / at AC-1 / at 690 V 50/60 Hz | 2 500 |
| Electrical endurance (switching cycles) / at 480 V / at 50/60 Hz | 4 000 |
| Electrical endurance (switching cycles) / at 600 V / at 50/60 Hz | 3 000 |
| Neutral conductors / upgradeable/retrofitable | No |
| Ground fault monitoring version | Without |
| Product function | |
| • communication function | No |
| • other measurement function | No |

Current

| | |
|--|-------|
| Marking / acc. to UL 489 / 100%-rated breaker | No |
| Max. rated operational current of the frame size | 600 A |
| Rated continuous current I _u | 400 A |
| Operating current | |
| • at 40 °C | 400 A |
| • at 45 °C | 400 A |
| • at 50 °C | 400 A |
| • at 55 °C | 400 A |
| • at 60 °C | 400 A |
| • at 65 °C | 400 A |
| • at 70 °C | 400 A |

Switching capacity according to IEC 60947

| | |
|--|--------|
| Switching capacity class of the circuit breaker | L |
| Maximum short-circuit current breaking capacity (I _{cu}) | |
| • at 240 V | 200 kA |
| • at 415 V | 150 kA |
| • at 690 V | 6 kA |
| Operational short-circuit current breaking capacity (I _{cs}) | |
| • at 240 V | 200 kA |
| • at 415 V | 150 kA |
| • at 690 V | 6 kA |
| Short-circuit current making capacity (I _{cm}) | |
| • at 240 V | 440 kA |
| • at 415 V | 330 kA |
| • at 690 V | 9 kA |

Switching capacity according to UL 489

| | |
|---------------------------|--|
| Breaking capacity current | |
|---------------------------|--|

| | |
|------------|--------|
| • at 240 V | 200 kA |
| • at 480 V | 150 kA |
| • at 600 V | 50 kA |

Adjustable parameters

| | |
|---|---------|
| Adjustable response value current / I _r min. | 150 A |
| Adjustable response value current / I _r max. | 400 A |
| Adjustable response value time / t _r min. | 0.5 |
| Adjustable response value time / t _r max. | 17 |
| Adjustable response value current / I _i min. | 600 A |
| Adjustable response value current / I _i max. | 4 800 A |
| Ground fault protection / tripping switchable / I _{2t} =ON/OFF | No |

Mechanical Design

| | |
|-------------|--------|
| Height [in] | 9.8 in |
| Height | 248 mm |
| Width [in] | 7.2 in |
| Width | 184 mm |
| Depth [in] | 4.3 in |
| Depth | 110 mm |

Connections

| | |
|---|--------------------|
| Arrangement of electrical connectors / for main current circuit | Without connection |
| Type of electrical connection / for main current circuit | Without |

Auxiliary circuit

| | |
|--|---|
| Number of CO contacts / for auxiliary contacts | 0 |
|--|---|

Accessories

| | |
|--|-----|
| Product extension / optional / motor drive | Yes |
|--|-----|

Environmental conditions

| | |
|------------------------------------|--------|
| Protection class IP / on the front | IP40 |
| Ambient temperature | |
| • during operation / minimum | -25 °C |
| • during operation / maximum | 70 °C |
| • during storage / minimum | -40 °C |
| • during storage / maximum | 80 °C |

Certificates

| | |
|--|-----|
| Reference code / acc. to DIN EN 81346-2 | Q |
| Certificate of suitability / as approval for NAVAL (no combat vessels) / Supplement SB | Yes |

| | |
|--------------------------|-----|
| General Product Approval | EMC |
|--------------------------|-----|



CCC



CSA



UL



VDE



RCM

| | | |
|---------------------------|-------------------|-------|
| Declaration of Conformity | Shipping Approval | other |
|---------------------------|-------------------|-------|



EG-Konf.



ABS

[Miscellaneous](#)

Further information

Information- and Downloadcenter (Catalogs, Brochures,...)

<http://www.siemens.com/lowvoltage/catalogs>

Industry Mall (Online ordering system)

<https://mall.industry.siemens.com/mall/en/en/Catalog/product?mlfb=3VA6440-8HL41-0AA0>

Service&Support (Manuals, Certificates, Characteristics, FAQs,...)

<https://support.industry.siemens.com/cs/ww/en/ps/3VA6440-8HL41-0AA0>

Image database (product images, 2D dimension drawings, 3D models, device circuit diagrams, ...)

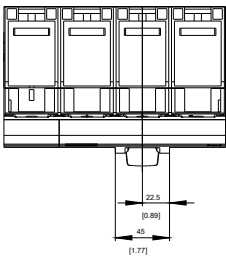
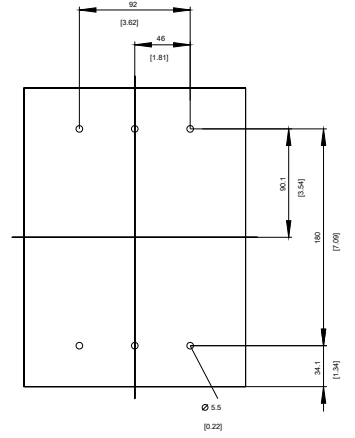
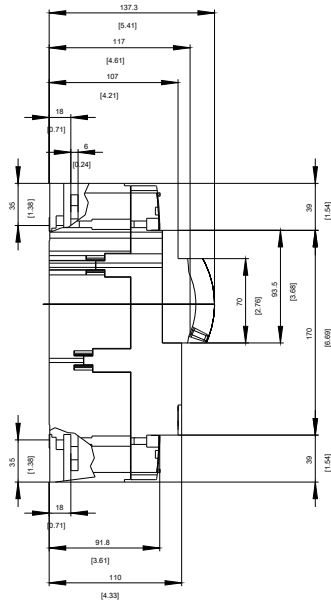
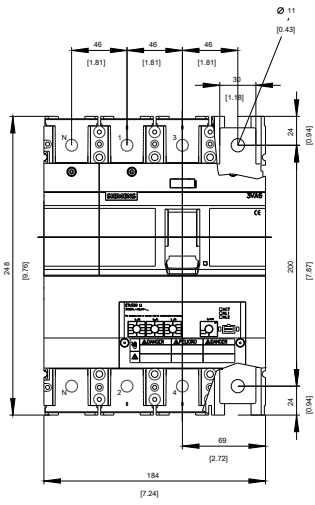
http://www.automation.siemens.com/bilddb/cax_en.aspx?mlfb=3VA6440-8HL41-0AA0

CAX-Online-Generator

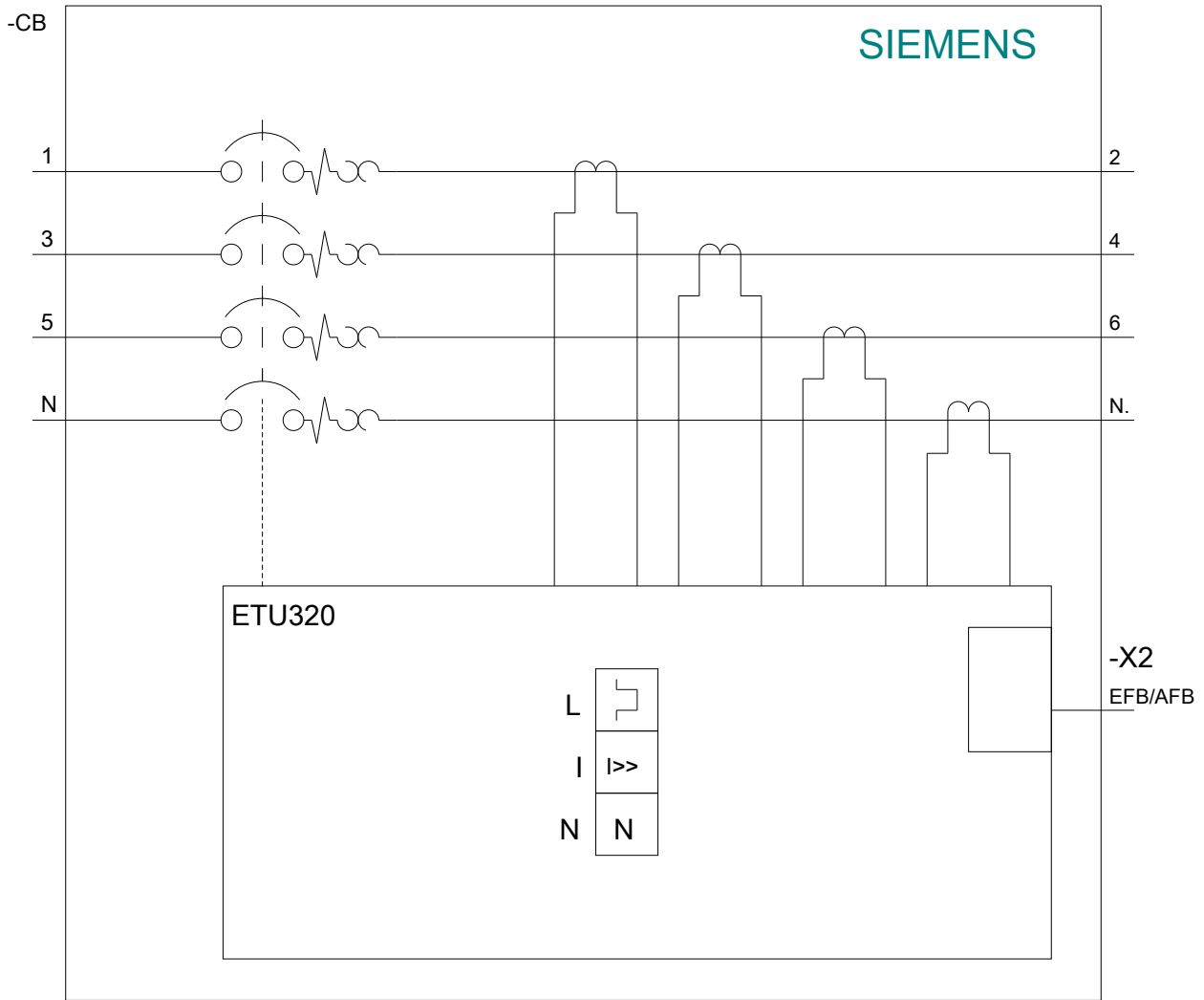
<http://www.siemens.com/cax>

Tender specifications

<http://www.siemens.com/specifications>







last modified:

04/02/2020