

circuit breaker 3VA2 IEC frame 1000 breaking capacity class M
 $I_{cu}=55kA @ 415V$ 3-pole, motor protection ETU860M, LSIG,
 $I_n=630A$ overload protection $I_r=250A...630A$ short-circuit protection
 $I_{sd}=1.2..15 \times I_n$, $I_i=3..15 \times I_n$ gr.-fault prot., can be sw. off $I_g=0.2...1 \times I_n$, $t_g=0.05-0.8s$ nut keeper kit



Model	
Product brand name	SENTRON
Product designation	Molded case circuit breaker
Product version	Motor protection
Design of the overcurrent release	ETU860M
Protective function of the overcurrent release	LSIG
Number of poles	3

General technical data	
Rated insulation voltage U_i	800 V
Max. rated operational voltage U_e with AC 50/60Hz	690 V
Operating power / at AC-3 / at 400 V	315 000 W
Operating power / at AC-3 / at 230 V	160 000 W
Power loss [W] / maximum	132 W
Active power loss / for rated value of the current / at AC / in hot operating state / per pole	44 W
Mechanical service life (switching cycles) / typical	10 000
Electrical endurance (switching cycles) / at AC-1 / at 380/415 V 50/60 Hz	4 600

Electrical endurance (switching cycles) / at AC-1 / at 690 V 50/60 Hz	3 200
Neutral conductors / upgradeable/retrofitable	No
Ground fault monitoring version	Summation current formation L-conductor
Product function	
• communication function	Yes
• Phase failure detection	Yes
• other measurement function	Yes

Current

Max. rated operational current of the frame size	1 000 A
Rated continuous current I _u	630 A
Operating current	
• at 40 °C	630 A
• at 45 °C	630 A
• at 50 °C	630 A
• at 55 °C	630 A
• at 60 °C	630 A
• at 65 °C	630 A
• at 70 °C	630 A

Switching capacity according to IEC 60947

Switching capacity class of the circuit breaker	M
Maximum short-circuit current breaking capacity (I _{cu})	
• at 240 V	85 kA
• at 415 V	55 kA
• at 440 V	55 kA
• at 500 V	36 kA
• at 690 V	25 kA
Operational short-circuit current breaking capacity (I _{cs})	
• at 240 V	85 kA
• at 415 V	55 kA
• at 440 V	55 kA
• at 500 V	36 kA
• at 690 V	19 kA
Short-circuit current making capacity (I _{cm})	
• at 240 V	187 kA
• at 415 V	121 kA
• at 440 V	121 kA
• at 500 V	76 kA
• at 690 V	53 kA

Adjustable parameters

Adjustable response value current / I _r min.	252 A
Adjustable response value current / I _r max.	630 A
Adjustable response value current / I _{sd} min.	756 A
Adjustable response value current / I _{sd} max.	9 450 A
Adjustable response value time / t _{sd} min.	0.03 s
Adjustable response value time / t _{sd} max.	0.03 s
Adjustable response value current / I _i min.	1 890 A
Adjustable response value current / I _i max.	9 450 A
Ground fault protection can be switched ON/OFF	Yes
Ground fault protection / tripping switchable / I _{2t} =ON/OFF	Yes
Adjustable response value current / I _g min.	126 A
Adjustable response value current / I _g max.	630 A
Adjustable response value current / t _g min.	0.05 s
Adjustable response value current / t _g max.	0.8 s

Mechanical Design

Height [in]	12.6 in
Height	320 mm
Width [in]	8.3 in
Width	210 mm
Depth [in]	4.7 in
Depth	120 mm

Connections

Arrangement of electrical connectors / for main current circuit	Front terminal
Type of electrical connection / for main current circuit	on both sides nut keeper kit
Type of connectable conductor cross-section, connection screw, width x thickness , min.	20 x 4 mm

Auxiliary circuit





Number of CO contacts / for auxiliary contacts	0
--	---


Environmental conditions

Protection class IP / on the front	IP40
Ambient temperature	
• during operation / minimum	-25 °C
• during operation / maximum	70 °C
• during storage / minimum	-40 °C
• during storage / maximum	80 °C

Certificates

Reference code / acc. to DIN EN 81346-2	Q
---	---

General Product Approval	EMC	Declaration of Conformity	Test Certificates
 VDE Miscellaneous		 RCM  EG-Konf.	Miscellaneous

Shipping Approval	other		
 LRS CCS / China Classification Society	Manufacturer Declaration	Miscellaneous	

Further information

Information- and Downloadcenter (Catalogs, Brochures,...)

<http://www.siemens.com/lowvoltage/catalogs>

Industry Mall (Online ordering system)

<https://mall.industry.siemens.com/mall/en/en/Catalog/product?mlfb=3VA2563-5MQ32-0AA0>

Service&Support (Manuals, Certificates, Characteristics, FAQs,...)

<https://support.industry.siemens.com/cs/ww/en/ps/3VA2563-5MQ32-0AA0>

Image database (product images, 2D dimension drawings, 3D models, device circuit diagrams, ...)

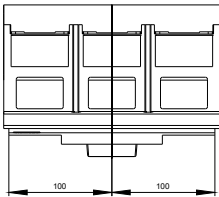
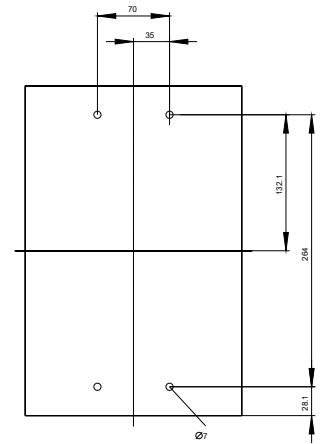
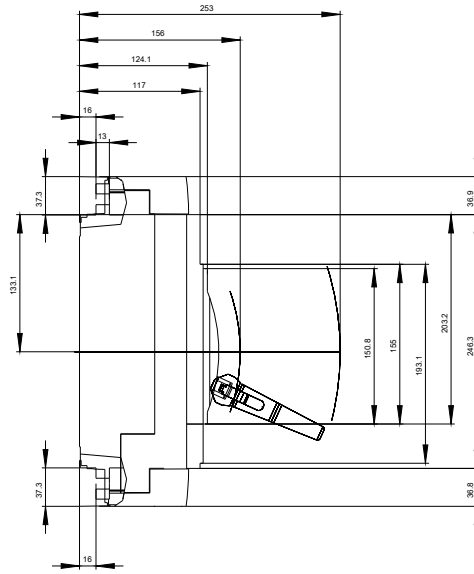
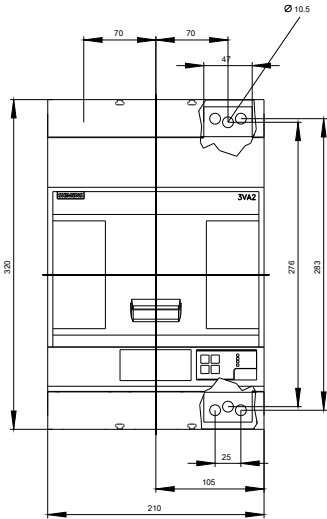
http://www.automation.siemens.com/bilddb/cax_en.aspx?mlfb=3VA2563-5MQ32-0AA0

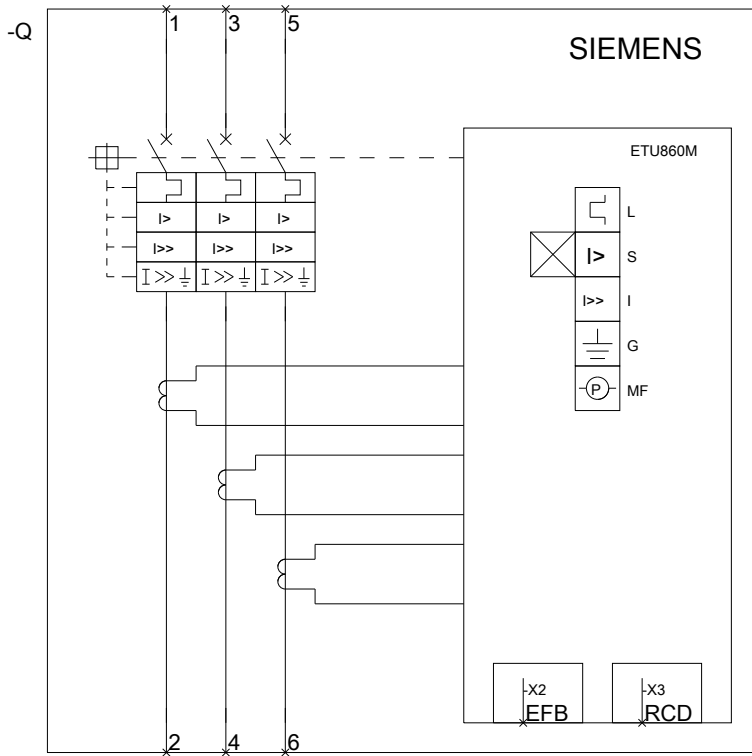
CAX-Online-Generator

<http://www.siemens.com/cax>

Tender specifications

<http://www.siemens.com/specifications>





Siemens

3VA2xxx-xMQ3x-0

Format / Size: Hybrid

last modified:

04/15/2020