

LED module with integrated LED 24 V AC/DC, white, screw terminal, for front plate mounting, Minimum order quantity 5 or a multiple thereof



product brand name	SIRIUS ACT
product designation	LED module
product type designation	3SU1

General technical data

product component	
<ul style="list-style-type: none"> • diode • lamp transformer • light source • series resistor 	<p>Yes</p> <p>No</p> <p>Yes</p> <p>No</p>
insulation voltage	
<ul style="list-style-type: none"> • rated value 	320 V
degree of pollution	3
type of voltage	
<ul style="list-style-type: none"> • of the operating voltage • of the operating voltage for actuation 	<p>AC/DC</p> <p>AC/DC</p>
surge voltage resistance rated value	4 kV
consumed current	
<ul style="list-style-type: none"> • maximum 	25 mA
protection class IP	

<ul style="list-style-type: none"> • of the enclosure • of the terminal 	<p>IP40</p> <p>IP20</p>
shock resistance <ul style="list-style-type: none"> • acc. to IEC 60068-2-27 • for railway applications acc. to DIN EN 61373 	<p>Sinusoidal half-wave 50g / 11 ms</p> <p>Category 1, Class B</p>
vibration resistance <ul style="list-style-type: none"> • acc. to IEC 60068-2-6 • for railway applications acc. to DIN EN 61373 	<p>10 ... 500 Hz: 5g</p> <p>Category 1, Class B</p>
operating period typical	100 000 h
reference code acc. to IEC 81346-2	P
operating voltage 1 <ul style="list-style-type: none"> • at AC <ul style="list-style-type: none"> — at 50 Hz rated value — at 60 Hz rated value • at DC rated value 	<p>24 V</p> <p>24 V</p> <p>24 V</p>
relative positive tolerance of the operating voltage	20 %
relative negative tolerance of the operating voltage	20 %

Control circuit/ Control

inrush current maximum	2 A
-------------------------------	-----

Connections/ Terminals

type of electrical connection	screw-type terminals
type of connectable conductor cross-sections <ul style="list-style-type: none"> • solid with core end processing • solid without core end processing • finely stranded with core end processing • finely stranded without core end processing • at AWG cables 	<p>2x (0.5 ... 0.75 mm²)</p> <p>2x (1.0 ... 1.5 mm²)</p> <p>2x (0.5 ... 1.5 mm²)</p> <p>2x (1,0 ... 1,5 mm²)</p> <p>2x (18 ... 14)</p>
tightening torque <ul style="list-style-type: none"> • with screw-type terminals 	0.8 ... 0.9 N·m

Lamp

type of light source	LED
color of the light source	white
light intensity	900 ... 1 400 mcd
certificate of suitability <ul style="list-style-type: none"> • ATEX • IECEx 	<p>No</p> <p>No</p>

Ambient conditions

environmental category during operation acc. to IEC 60721	3M6, 3S2, 3B2, 3C3, 3K6 (with relative air humidity of 10 ... 95 %, no condensation in operation permitted)
---	---

Installation/ mounting/ dimensions

fastening method	Front plate mounting
• of modules and accessories	
height	33.2 mm
width	9.8 mm
depth	29.4 mm

Certificates/ approvals

General Product Approval	EMC	Declaration of Conformity
---------------------------------	------------	----------------------------------



Declaration of Conformity	Test Certificates	Marine / Shipping
----------------------------------	--------------------------	--------------------------

[Miscellaneous](#)

[Special Test Certificate](#)

[Type Test Certificates/Test Report](#)



Marine / Shipping	other
--------------------------	--------------



[Confirmation](#)

Further information

Information- and Downloadcenter (Catalogs, Brochures,...)

<https://www.siemens.com/ic10>

Industry Mall (Online ordering system)

<https://mall.industry.siemens.com/mall/en/en/Catalog/product?mlfb=3SU1401-1BB60-1AA0>

Cax online generator

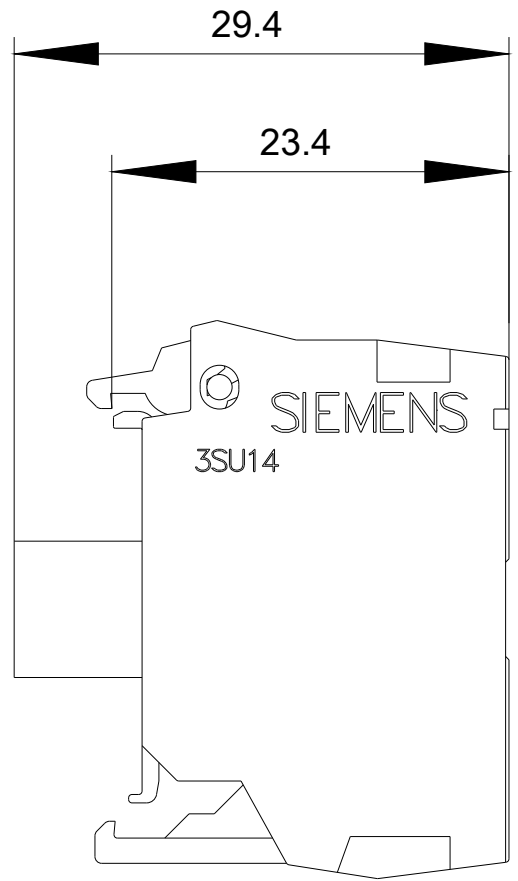
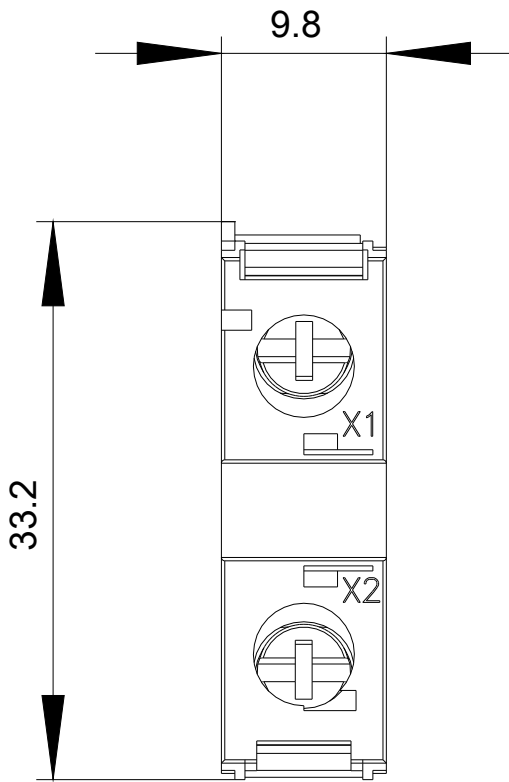
<http://support.automation.siemens.com/WW/CAXorder/default.aspx?lang=en&mlfb=3SU1401-1BB60-1AA0>

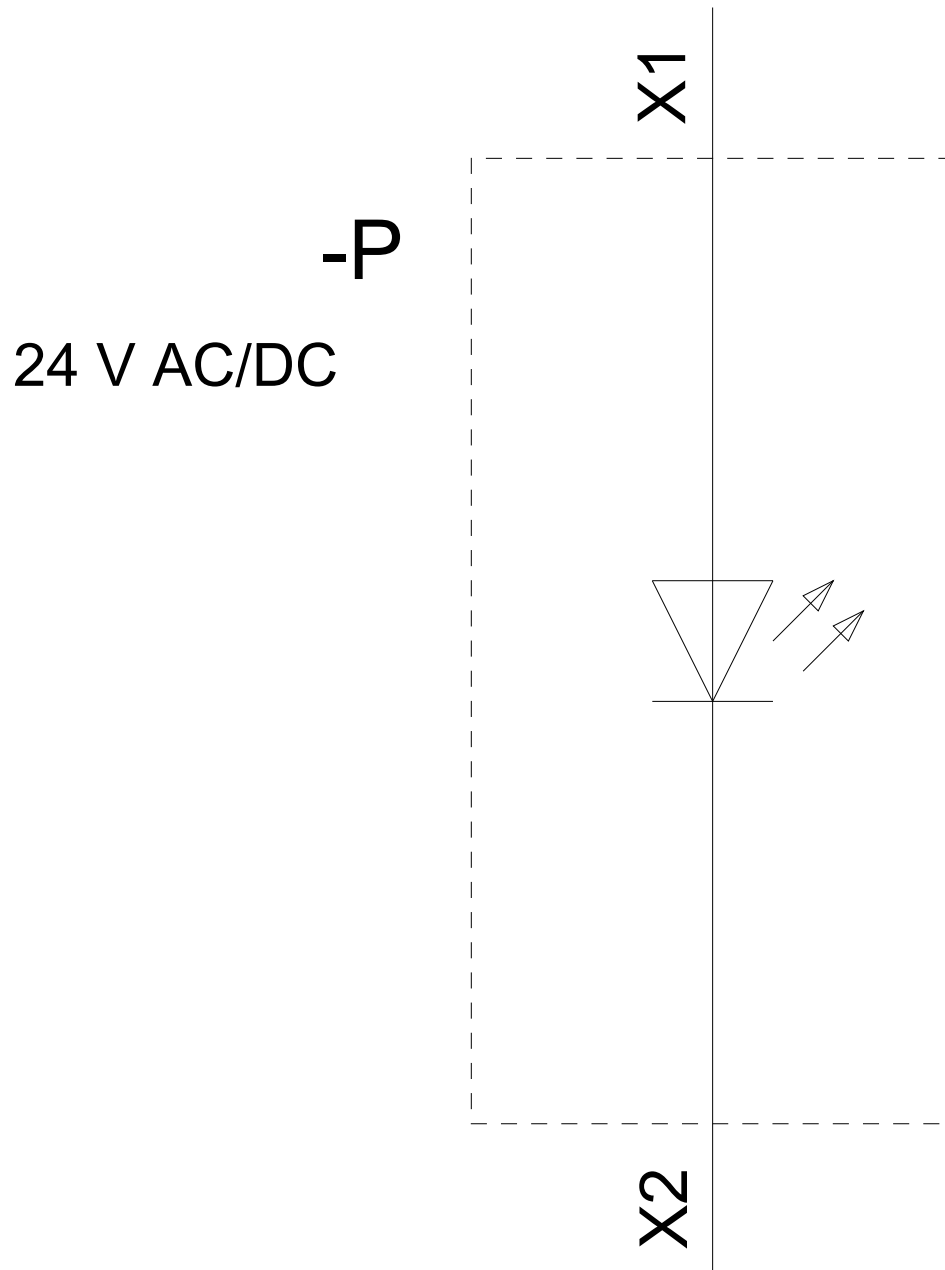
Service&Support (Manuals, Certificates, Characteristics, FAQs,...)

<https://support.industry.siemens.com/cs/ww/en/ps/3SU1401-1BB60-1AA0>

Image database (product images, 2D dimension drawings, 3D models, device circuit diagrams, EPLAN macros, ...)

http://www.automation.siemens.com/bilddb/cax_de.aspx?mlfb=3SU1401-1BB60-1AA0&lang=en





last modified:

11/04/2020