

Contact module with 1 contact element, 1 NC, Contact for installation monitoring, spring-type terminal, for front plate mounting



Product brand name	SIRIUS ACT
Product designation	Contact module
Product type designation	3SU1

General technical data	
<b>Product function</b>	
• positive opening	Yes
<b>Insulation voltage</b>	
• rated value	500 V
<b>Degree of pollution</b>	3
<b>Type of voltage</b>	
• of the operating voltage	AC/DC
• of the input voltage	AC/DC
<b>Surge voltage resistance rated value</b>	6 kV
<b>Protection class IP</b>	
• of the enclosure	IP40
• of the terminal	IP20
<b>Shock resistance</b>	
• acc. to IEC 60068-2-27	Sinusoidal half-wave 50 g / 11 ms
• for railway applications acc. to DIN EN 61373	Category 1, Class B

<b>Vibration resistance</b>	
<ul style="list-style-type: none"> <li>• acc. to IEC 60068-2-6</li> <li>• for railway applications acc. to DIN EN 61373</li> </ul>	10 ... 500 Hz: 5g Category 1, Class B
<b>Operating frequency maximum</b>	3 600 1/h
<b>Mechanical service life (switching cycles)</b>	
<ul style="list-style-type: none"> <li>• typical</li> </ul>	10 000 000
<b>Electrical endurance (switching cycles)</b>	
<ul style="list-style-type: none"> <li>• typical</li> </ul>	10 000 000
<b>Thermal current</b>	10 A
<b>Reference code acc. to DIN EN 81346-2</b>	S
<b>Reference code acc. to DIN EN 61346-2</b>	S
<b>Continuous current of the C characteristic MCB</b>	10 A
<b>Operating voltage</b>	
<ul style="list-style-type: none"> <li>• at AC               <ul style="list-style-type: none"> <li>— at 50 Hz rated value</li> <li>— at 60 Hz rated value</li> </ul> </li> <li>• at DC               <ul style="list-style-type: none"> <li>— rated value</li> </ul> </li> </ul>	5 ... 500 V 5 ... 500 V 5 ... 500 V

## Power Electronics

<b>Contact reliability</b>	One maloperation per 100 million (17 V, 5 mA), one maloperation per 10 million (5 V, 1 mA)
----------------------------	--

## Auxiliary circuit

<b>Design of the contact of auxiliary contacts</b>	Silver alloy
<b>Number of NC contacts for auxiliary contacts</b>	1
<ul style="list-style-type: none"> <li>• lagging switching</li> </ul>	0
<b>Number of NO contacts for auxiliary contacts</b>	0
<ul style="list-style-type: none"> <li>• leading contact</li> </ul>	0
<b>Operating current at AC-12</b>	
<ul style="list-style-type: none"> <li>• at 24 V rated value</li> <li>• at 48 V rated value</li> <li>• at 110 V rated value</li> <li>• at 230 V rated value</li> <li>• at 400 V rated value</li> </ul>	10 A 10 A 10 A 8 A 6 A
<b>Operating current at AC-15</b>	
<ul style="list-style-type: none"> <li>• at 24 V rated value</li> <li>• at 48 V rated value</li> <li>• at 110 V rated value</li> <li>• at 230 V rated value</li> <li>• at 400 V rated value</li> <li>• at 500 V rated value</li> </ul>	6 A 6 A 6 A 4 A 3 A 1.4 A
<b>Operating current at DC-12</b>	

<ul style="list-style-type: none"> <li>• at 24 V rated value</li> <li>• at 48 V rated value</li> <li>• at 110 V rated value</li> <li>• at 230 V rated value</li> <li>• at 400 V rated value</li> <li>• at 500 V rated value</li> </ul>	10 A 5 A 2.5 A 0.3 A 0.3 A 0.3 A
<b>Operating current at DC-13</b>	
<ul style="list-style-type: none"> <li>• at 24 V rated value</li> <li>• at 48 V rated value</li> <li>• at 110 V rated value</li> <li>• at 230 V rated value</li> <li>• at 400 V rated value</li> <li>• at 500 V rated value</li> </ul>	3 A 1.5 A 0.6 A 0.3 A 0.1 A 0.1 A

### Connections/ Terminals

<b>Type of electrical connection</b>	spring-loaded terminals
<b>Type of connectable conductor cross-sections</b>	
<ul style="list-style-type: none"> <li>• solid without core end processing</li> <li>• finely stranded with core end processing</li> <li>• finely stranded without core end processing</li> <li>• at AWG conductors</li> </ul>	2x (0.25 ... 1.5 mm <sup>2</sup> ) 2x (0.25 ... 0.75 mm <sup>2</sup> ) 2x (0.25 ... 1.5 mm <sup>2</sup> ) 2x (24 ... 16)

### Ambient conditions

<b>Ambient temperature</b>	
<ul style="list-style-type: none"> <li>• during operation</li> <li>• during storage</li> </ul>	-25 ... +70 °C -40 ... +80 °C
Environmental category during operation acc. to IEC 60721	3M6, 3S2, 3B2, 3C3 (without salt spray), 3K6 (with relative humidity of 10 ... 95%, no condensation in operation permitted)

### Installation/ mounting/ dimensions

<b>Mounting type</b>	front panel mounting
<ul style="list-style-type: none"> <li>• of modules and accessories</li> </ul>	Front plate mounting
<b>Height</b>	36 mm
<b>Width</b>	9.8 mm
<b>Depth</b>	49.7 mm

### Certificates/ approvals

General Product Approval	Declaration of Conformity
--------------------------	---------------------------



[KC](#)



[Miscellaneous](#)

Test Certificates	Marine / Shipping
-------------------	-------------------

[Type Test Certificates/Test Report](#)

[Special Test Certificate](#)



Marine / Shipping	other
-------------------	-------



[Confirmation](#)

Further information

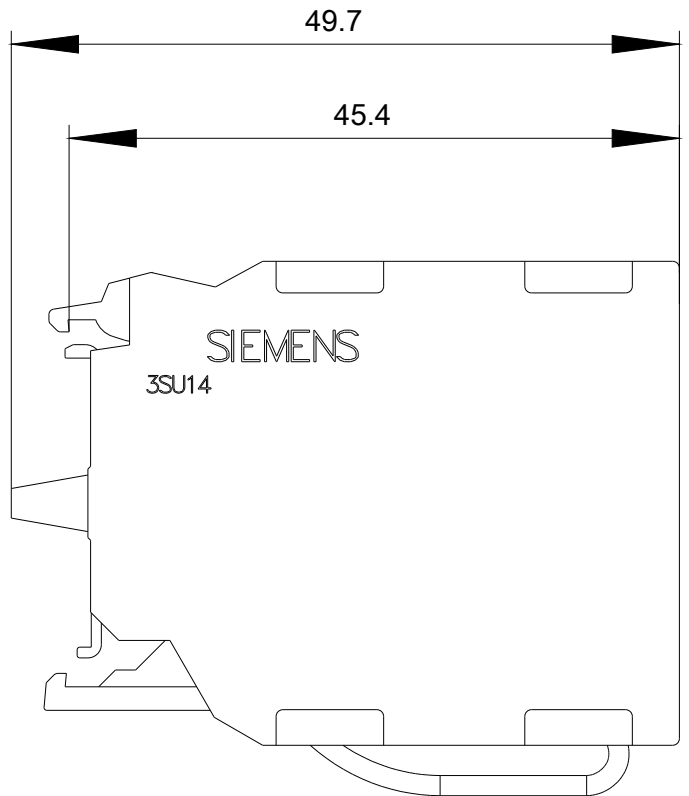
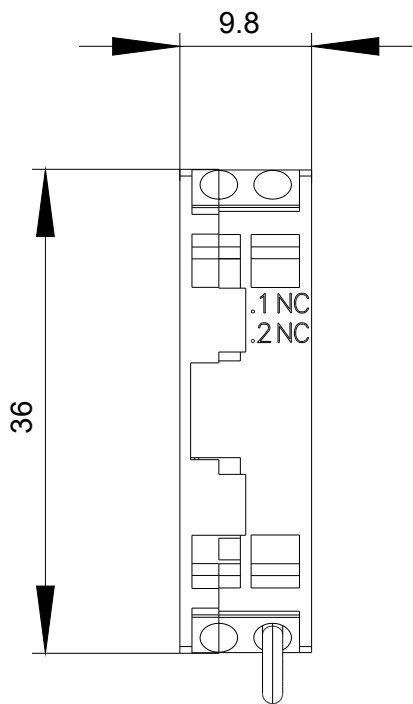
**Information- and Downloadcenter (Catalogs, Brochures,...)**  
<https://www.siemens.com/ic10>

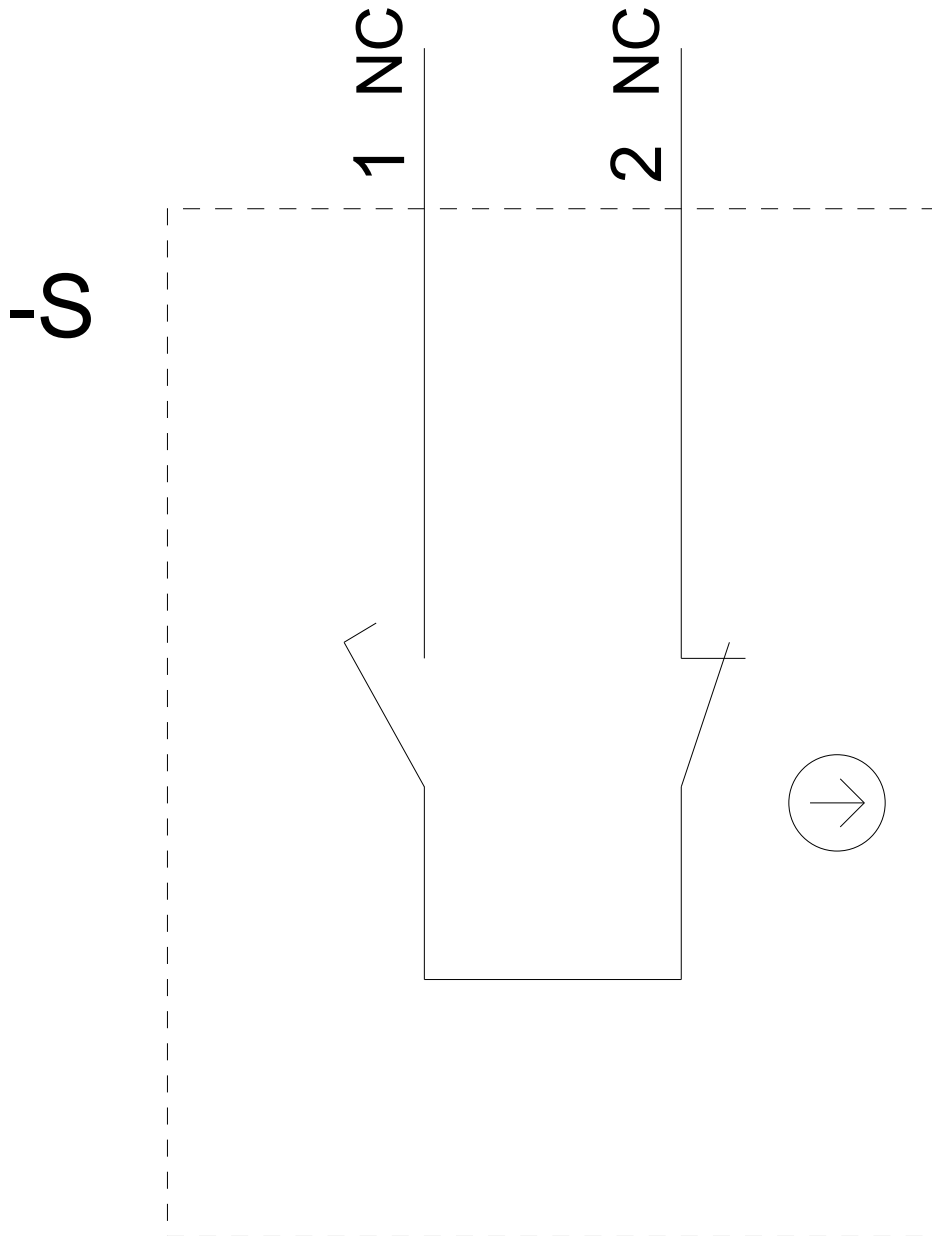
**Industry Mall (Online ordering system)**  
<https://mall.industry.siemens.com/mall/en/en/Catalog/product?mlfb=3SU1400-1AA10-3HA0>

**Cax online generator**  
<http://support.automation.siemens.com/WW/CAXorder/default.aspx?lang=en&mlfb=3SU1400-1AA10-3HA0>

**Service&Support (Manuals, Certificates, Characteristics, FAQs,...)**  
<https://support.industry.siemens.com/cs/ww/en/ps/3SU1400-1AA10-3HA0>

**Image database (product images, 2D dimension drawings, 3D models, device circuit diagrams, EPLAN macros, ...)**  
[http://www.automation.siemens.com/bilddb/cax\\_de.aspx?mlfb=3SU1400-1AA10-3HA0&lang=en](http://www.automation.siemens.com/bilddb/cax_de.aspx?mlfb=3SU1400-1AA10-3HA0&lang=en)





last modified:

06/22/2020