



Safety position switch with tumbler Locking force 2600 N 5 directions of approaches Metal enclosure, M12 connector ASI safe integrated Channel 1=actuator 1 NC Channel 2=magnet 1 NC spring-locked Emergency release at the rear and Auxiliary release on front Magnet voltage 24 V DC/AC Monitoring actuator 2 NC/1 NO Monitoring magnet 2 NC/1 NO The matching separate Actuator 3SE5000-0AV0 must be ordered separately

product brand name	SIRIUS
product designation	Mechanical safety switches
design of the product	with separate actuator and with tumbler
product type designation	3SF13
manufacturer's article number	3SE5000-0AV01 standard actuator, 3SE5000-0AV02 actuator with vertical mounting, 3SE5000-0AV03 actuator with transverse mounting, 3SE5000-0AV04 radius actuator left, 3SE5000-0AV05 universal actuator, 3SE5000-0AV06 radius actuator right, 3SE5000-0AV07 heavy duty actuator
<ul style="list-style-type: none"> of the optional actuators 	
suitability for use safety switch	Yes

General technical data	
product function	Yes
<ul style="list-style-type: none"> positive opening 	
insulation voltage	30 V
<ul style="list-style-type: none"> rated value 	
degree of pollution	class 3
surge voltage resistance rated value	0.8 kV
protection class IP	IP65/IP67
shock resistance	30g / 11 ms

• acc. to IEC 60068-2-27	30g / 11 ms
vibration resistance	0.35 mm / 5g
• acc. to IEC 60068-2-6	0.35 mm/5g
mechanical service life (switching cycles)	
• typical	1 000 000
material of the enclosure of the switch head	metal
reference code acc. to IEC 81346-2	B
locking force	2 600 N
• acc. to DIN EN ISO 14119	2 000 N
repeat accuracy	0.1 mm
minimum actuating force in directions of actuation	30 N

Enclosure	
design of the housing	special design
material of the enclosure	metal
coating of the enclosure	cathodic immersion coating
design of the housing acc. to standard	No

Drive Head	
design of the actuating element	5 directions of approach
design of the switching function	positive opening
number of directions of actuation	5

Connections/ Terminals	
type of electrical connection	M12 plug, fixed

Safety related data	
B10 value	
• with high demand rate acc. to SN 31920	1 000 000
proportion of dangerous failures	
• with high demand rate acc. to SN 31920	20 %
design of plug-in connection	M12 plug, 4-pole: Pin 1 = ASI+ , Pin 2 = not assigned, Pin 3= ASI- , Pin 4 = not assigned
locking mechanism design	spring-actuated lock (closed-circuit principle) with emergency release from the back and auxiliary release from the front and auxiliary release from the front

Communication/ Protocol	
design of the interface	M12 plug, fixed
AS-Interface slave profile	7.B.F
ID1 code	F (default); 0...F

Supply voltage	
supply voltage of magnet coil	24 V

Installation/ mounting/ dimensions	
mounting position	any

fastening method

screw fixing

Certificates/ approvals

General Product Approval

Functional Safety/Safety of Machinery

Declaration of Conformity



CSA



UL



[Type Examination Certificate](#)

[Miscellaneous](#)



EG-Konf.

Test Certificates

other

[Type Test Certificates/Test Report](#)

[Confirmation](#)

[Miscellaneous](#)

Further information

Information- and Downloadcenter (Catalogs, Brochures,...)

<https://www.siemens.com/ic10>

Industry Mall (Online ordering system)

<https://mall.industry.siemens.com/mall/en/en/Catalog/product?mlfb=3SF1314-1SJ11-1BA1>

Cax online generator

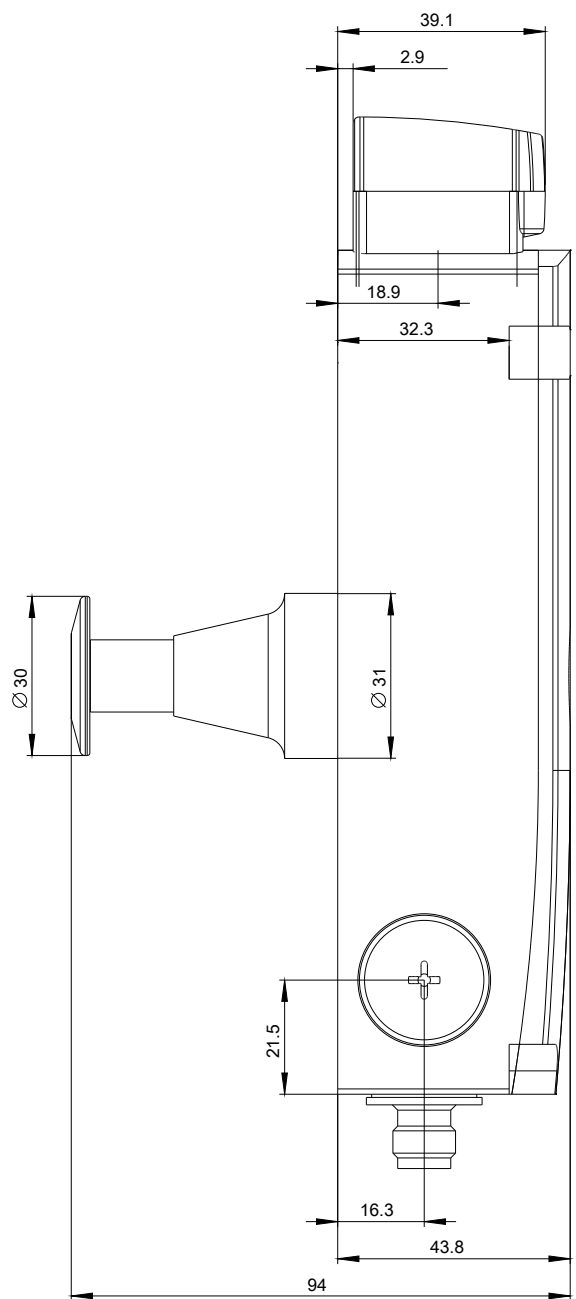
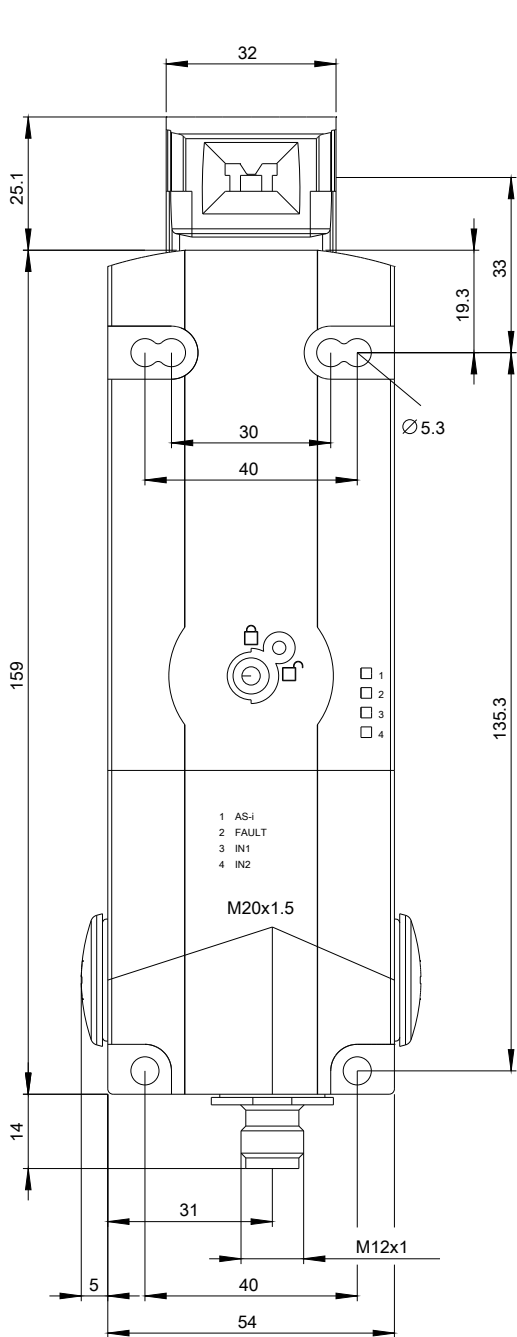
<http://support.automation.siemens.com/WW/CAXorder/default.aspx?lang=en&mlfb=3SF1314-1SJ11-1BA1>

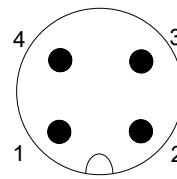
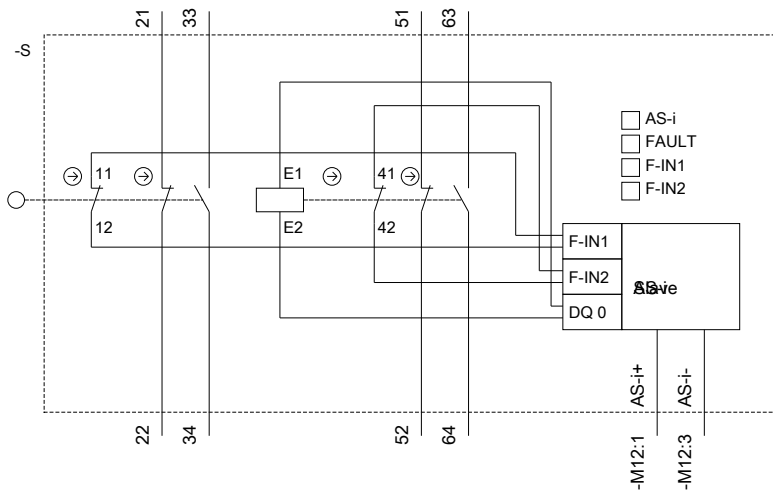
Service&Support (Manuals, Certificates, Characteristics, FAQs,...)

<https://support.industry.siemens.com/cs/ww/en/ps/3SF1314-1SJ11-1BA1>

Image database (product images, 2D dimension drawings, 3D models, device circuit diagrams, EPLAN macros, ...)

http://www.automation.siemens.com/bilddb/cax_de.aspx?mlfb=3SF1314-1SJ11-1BA1&lang=en





1	→	ASi +
2	→	n. c.
3	→	ASi -
4	→	n. c.

last modified:

11/21/2020