

Position switch Metal enclosure 40 mm according to EN 50041
 Device connection 1x (M20 x 1.5) 1 NO/1 NC quick action contacts
 Spring rod actuator 142.5 mm total length with plastic plunger 50 mm



product brand name	SIRIUS
product designation	Mechanical position switches
product type designation	3SE5
manufacturer's article number	<ul style="list-style-type: none"> • of the supplied basic switch 3SE5112-0CA00 • of the supplied actuator head for position switches 3SE5000-0AR01 • of the supplied switching contacts 3SE5000-0CA00 • of the supplied empty enclosure with cover 3SE5112-0AA00
suitability for use safety switch	No

General technical data	
product function	
<ul style="list-style-type: none"> • positive opening 	No
insulation voltage	
<ul style="list-style-type: none"> • rated value 	400 V
degree of pollution	class 3
surge voltage resistance rated value	6 kV
protection class IP	IP65/IP67
shock resistance	

• acc. to IEC 60068-2-27	30g / 11 ms
vibration resistance	
• acc. to IEC 60068-2-6	0.35 mm/5g
mechanical service life (switching cycles)	
• typical	10 000 000
electrical endurance (switching cycles)	
• at AC-15 at 230 V typical	100 000
electrical endurance (switching cycles) with contactor 3RH11, 3RT1016, 3RT1017, 3RT1024, 3RT1025, 3RT1026 typical	10 000 000
Electrical operating cycles in one hour with contactor 3RH11, 3RT1016, 3RT1017, 3RT1024, 3RT1025, 3RT1026	6 000
thermal current	10 A
material of the enclosure of the switch head	plastic
reference code acc. to IEC 81346-2	B
continuous current of the C characteristic MCB	1 A; for a short-circuit current smaller than 400 A
continuous current of the quick DIAZED fuse link	10 A; for a short-circuit current smaller than 400 A
continuous current of the DIAZED fuse link gG	6 A
active principle	mechanical
repeat accuracy	0.05 mm
minimum actuating torque in directions of actuation	0.25 N·m
length of the sensor	220.3 mm
width of the sensor	40 mm
design of the switching contact	mechanical
operating frequency rated value	50 ... 60 Hz
number of NC contacts for auxiliary contacts	1
number of NO contacts for auxiliary contacts	1
• operational current at AC-15 at 24 V rated value	6 A
• operational current at AC-15 at 125 V rated value	6 A
• operational current at AC-15 at 240 V rated value	6 A
• operational current at AC-15 at 400 V rated value	4 A
operational current at DC-13	
• at 24 V rated value	3 A
• at 125 V rated value	0.55 A
• at 250 V rated value	0.27 A
• at 400 V rated value	0.12 A
design of the interface for safety-related communication	without

Enclosure

design of the housing	block, narrow
material of the enclosure	metal
coating of the enclosure	cathodic immersion coating
design of the housing acc. to standard	Yes

Drive Head

design of the actuating element	Spring rod, total length = 142.5 mm (spring 50 mm + plastic plunger 50 mm)
circuit principle	snap-action contacts
number of switching contacts safety-related	0

Connections/ Terminals

type of electrical connection	screw-type terminals
type of connectable conductor cross-sections	<ul style="list-style-type: none"> • solid 1x (0.5 ... 1.5 mm²), 2x (0.5 ... 0.75 mm²) • finely stranded with core end processing 1x (0.5 ... 1.5 mm²), 2x (0.5 ... 0.75 mm²) • at AWG cables solid 1x (20 ... 16), 2x (20 ... 18) • at AWG cables stranded 1x (20 ... 16), 2x (20 ... 18)
cable entry type	1x (M20 x 1.5)

Communication/ Protocol

design of the interface	without
-------------------------	---------

Ambient conditions

explosion protection category for dust	none
--	------

Installation/ mounting/ dimensions

mounting position	any
fastening method	screw fixing

Certificates/ approvals

General Product Approval	Functional Safety/Safety of Machinery	Declaration of Conformity
--------------------------	---------------------------------------	---------------------------



[Type Examination Certificate](#)



Declaration of Conformity	Test Certificates	other
---------------------------	-------------------	-------

[Miscellaneous](#)

[Type Test Certificates/Test Report](#)

[Confirmation](#)

Further information

Information- and Downloadcenter (Catalogs, Brochures,...)

<https://www.siemens.com/ic10>

Industry Mall (Online ordering system)

<https://mall.industry.siemens.com/mall/en/en/Catalog/product?mfb=3SE5112-0CR01>

Cax online generator

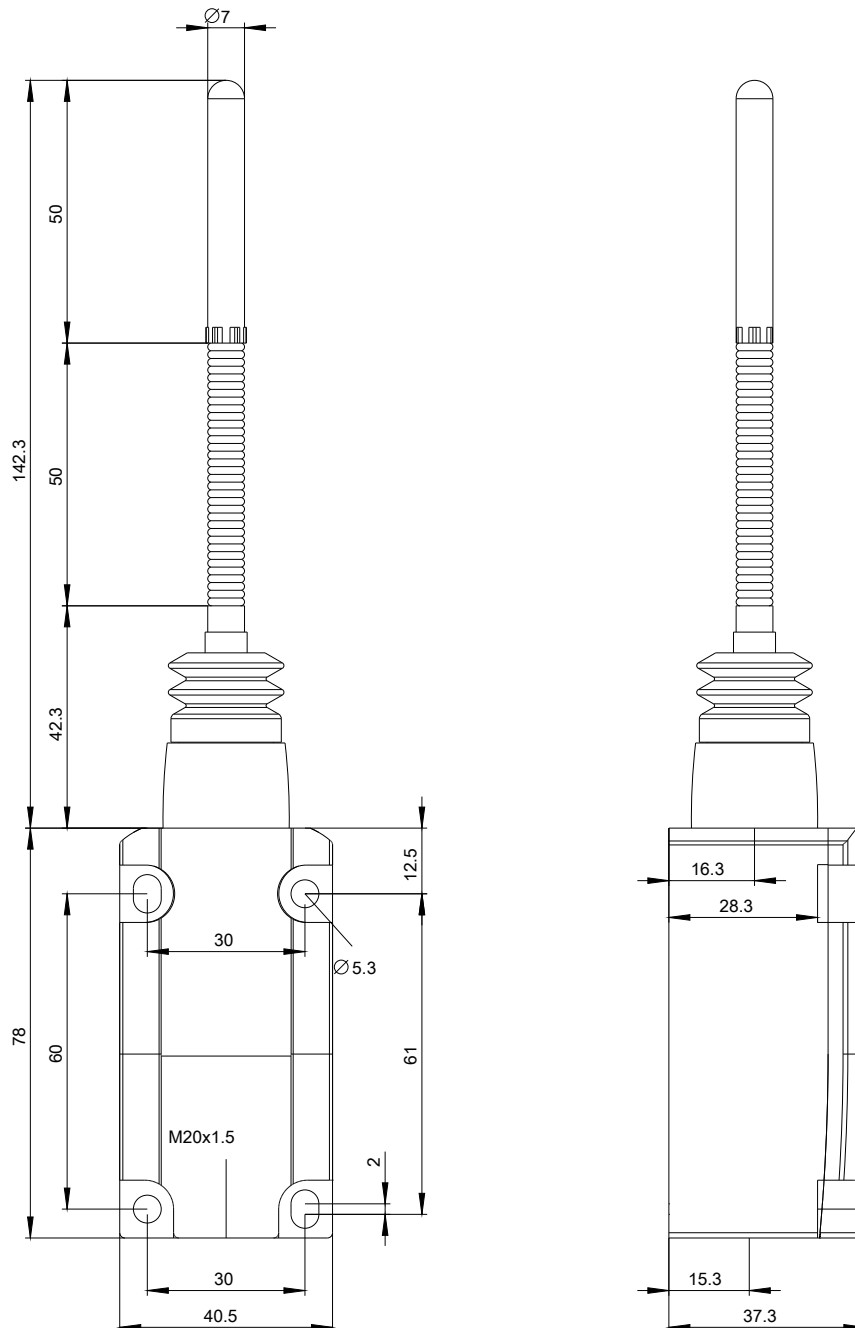
<http://support.automation.siemens.com/WW/CAXorder/default.aspx?lang=en&mfb=3SE5112-0CR01>

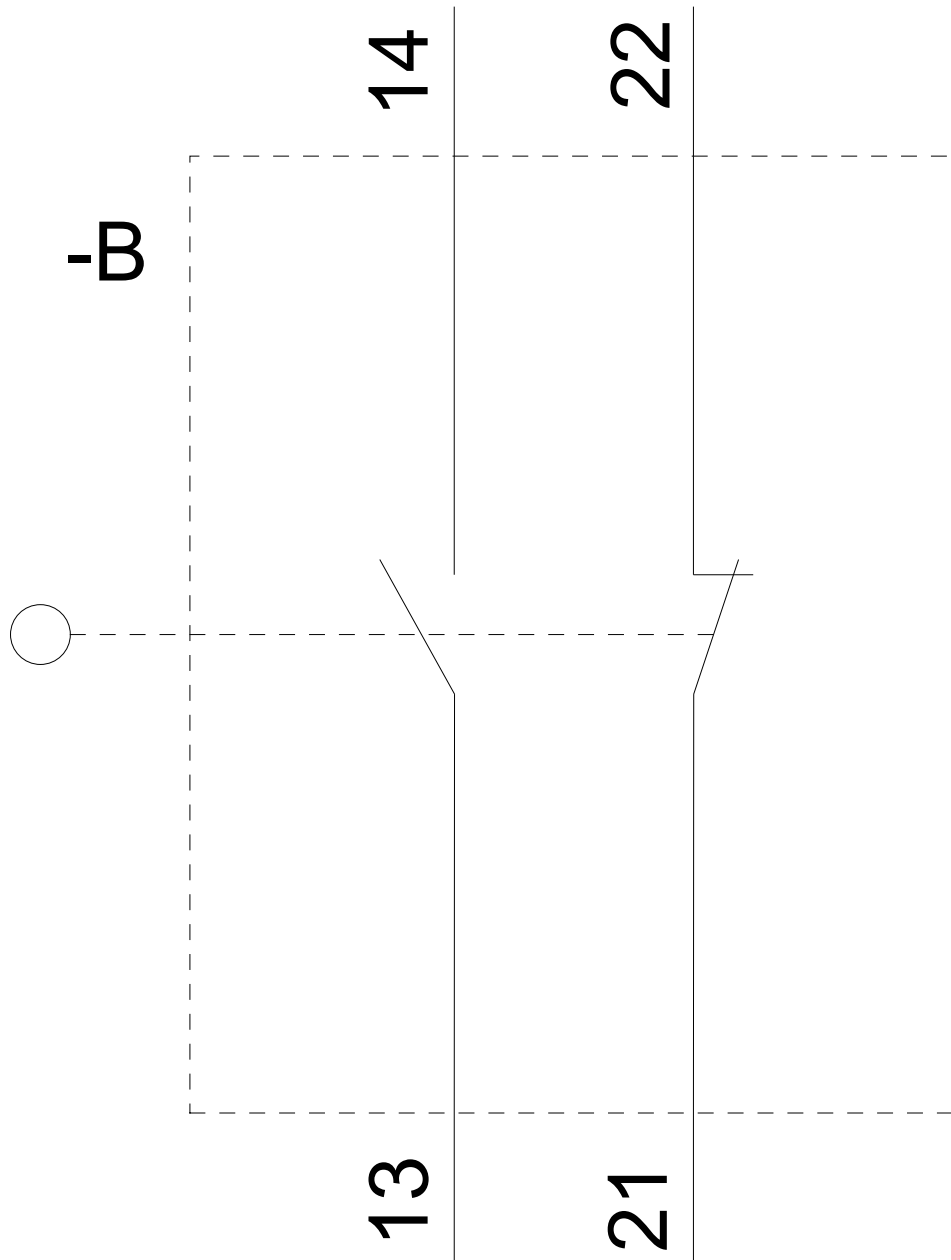
Service&Support (Manuals, Certificates, Characteristics, FAQs,...)

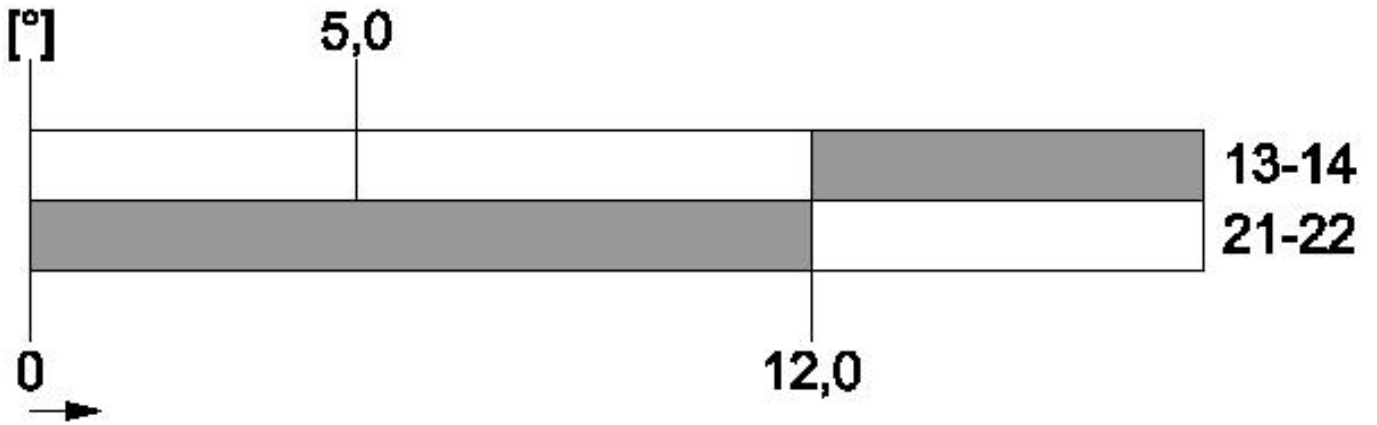
<https://support.industry.siemens.com/cs/ww/en/ps/3SE5112-0CR01>

Image database (product images, 2D dimension drawings, 3D models, device circuit diagrams, EPLAN macros, ...)

http://www.automation.siemens.com/bilddb/cax_de.aspx?mfb=3SE5112-0CR01&lang=en







last modified:

11/21/2020