



AS-i Power 5A 120 V/230 V AC AS-Interface power supply unit, IP20 IN: 120 V / 230 V AC OUT: AS-i, 5 A (30 V DC), IP20 with integrated ground fault detection, with integrated overload detection with AS-i data decoupling

General technical data		
Type of device		AS-Interface power supply unit IP20
version		single output
Additional function		integrated ground-fault detection, remote reset and remote indication
input voltage nominal value AC		
• range 1	V	120
• range 2	V	230
Inputs		
input recommended circuit breaker (IEC 898) in the main supply line		6 A, characteristic C
input voltage range		
• voltage range 1 AC	V	85 ... 132
• voltage range 2 AC	V	176 ... 253
input		
• Mains buffering time at I <sub>a</sub> rated min		20 ms
• line frequency		50/60 Hz
• Mains frequency range	Hz	47 ... 63

<ul style="list-style-type: none"> <li>• range changeover using</li> <li>• input voltage built-in</li> </ul>		Changeover switch on device T 3.15 (not accessible)
<b>Connections input</b>		spring-loaded terminal connection input (0.2 ... 2.5 mm <sup>2</sup> )/ diagnosis (0.14 ... 1.5 mm <sup>2</sup> )

## Outputs

<b>output</b>		
<ul style="list-style-type: none"> <li>• DC-voltage controlled floating according to AS-Interface specification</li> <li>• voltage rated value U<sub>a</sub> rated DC</li> <li>• tolerance total DC</li> <li>• rated current I<sub>a</sub> rated</li> <li>• residual ripple peak-to-peak ( 0-10 kHz, AS-i+/AS-i- ) max</li> <li>• spikes peak-to-peak ( 10-500 kHz, AS-i+/AS-i- ) max</li> </ul>	V	yes 30 V 29.5 ... 31.6 5 A
	mV	300
	mV	50
<b>Connections Output</b>		spring-loaded terminal connection output (0.2 ... 2.5 mm <sup>2</sup> )/ diagnosis (0.14 ... 1.5 mm <sup>2</sup> )

## Efficiency/ heat loss

<b>Efficiency at U<sub>a</sub> rated, I<sub>a</sub> rated</b>	%	87
<b>Power loss [W] maximum</b>	W	25.2

## Protective and monitoring functions

<b>Output overvoltage protection</b>		yes (< 35V)
<b>Current limitation from min.</b>		5.5 A
<b>Short-circuit protection</b>		yes

## Safety related data

<b>protection class ( EN 60 950/IEC 950 )</b>		I
<b>Electrical isolation primary/secondary</b>		SELV according to EN 60 950 and EN 50 178
<b>Protection class IP</b>		IP20

## Electromagnetic compatibility







<b>electromagnetic compatibility (EMC)</b>		
<ul style="list-style-type: none"> <li>• interference immunity</li> <li>• emitted interference</li> </ul>		EN 61 000-6-2, EN 61 000-4-2/-3/-4/-5/-11 class B according to EN 55 022, IEC 61 000-6-3

## Ambient conditions

<b>Ambient temperature</b>		
<ul style="list-style-type: none"> <li>• during operation</li> <li>• during storage</li> </ul>	°C	-10 ... +70 -25 ... +80
<b>humidity rating</b>		climatic class DIN 50010, relative humidity max. 100% without condensation
<b>Mounting type</b>		fixing on standard mounting rail DIN EN 59 022-35 x 7.5 mm snap-on
<b>Width</b>	mm	70

Height	mm	125
Depth	mm	125

### Certificates/ approvals

General Product Approval	EMC	Declaration of Conformity	Shipping Approval
 CSA	 UL	 EAC	 RCM
		 EG-Konf.	 ABS

Shipping Approval	other
 BUREAU VERITAS	 LRS
 PRS	 RINA
	 Asi
	<a href="#">Confirmation</a>

other
<a href="#">Miscellaneous</a>

### Further information

**Information- and Downloadcenter (Catalogs, Brochures,...)**

<https://www.siemens.com/ic10>

**Industry Mall (Online ordering system)**

<https://mall.industry.siemens.com/mall/en/en/Catalog/product?mlfb=3RX9502-0BA00>

**Cax online generator**

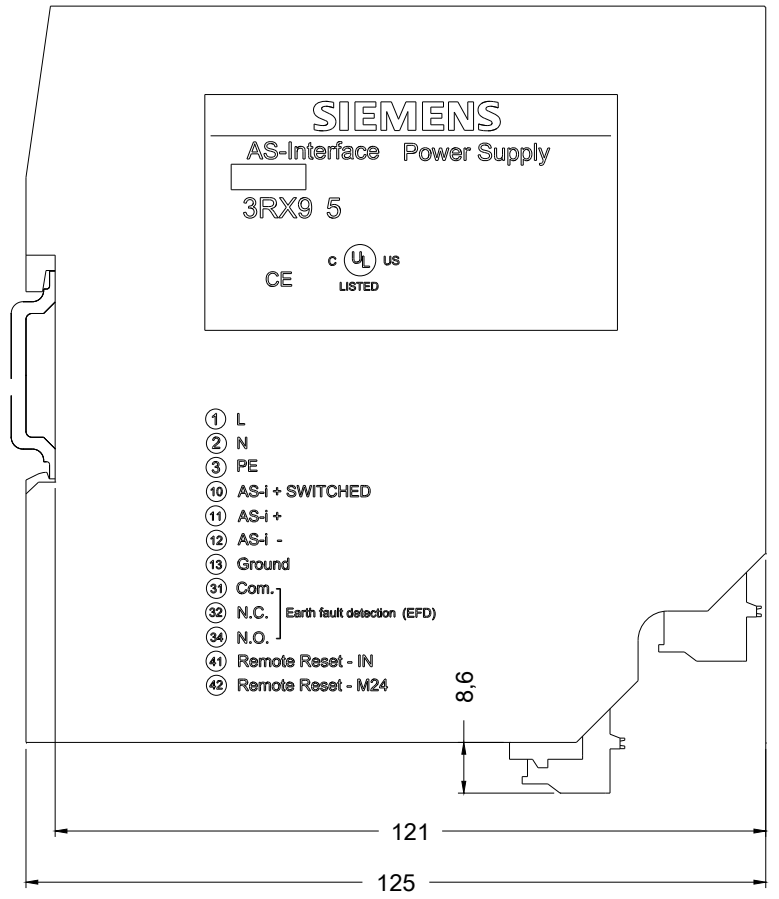
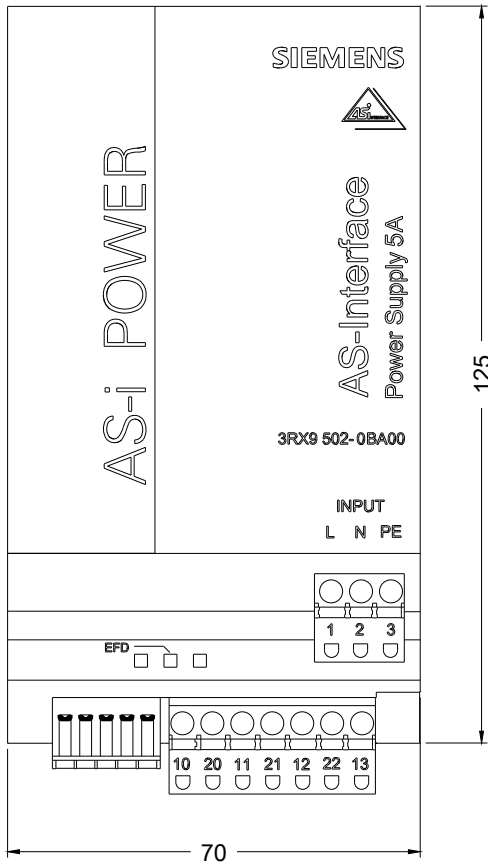
<http://support.automation.siemens.com/WW/CAXorder/default.aspx?lang=en&mlfb=3RX9502-0BA00>

**Service&Support (Manuals, Certificates, Characteristics, FAQs,...)**

<https://support.industry.siemens.com/cs/ww/en/ps/3RX9502-0BA00>

**Image database (product images, 2D dimension drawings, 3D models, device circuit diagrams, EPLAN macros, ...)**

[http://www.automation.siemens.com/bilddb/cax\\_de.aspx?mlfb=3RX9502-0BA00&lang=en](http://www.automation.siemens.com/bilddb/cax_de.aspx?mlfb=3RX9502-0BA00&lang=en)



last modified:

09/24/2020