

ET 200pro ASm 400 V Disconnection module 400 V to 25 A for safe switching-off up to Category 3/4 Han Q4/2



Product brand name	SIMATIC
Product designation	Motor starters
Design of the product	safety disconnecting module
Product type designation	ET 200pro

General technical data	
Product function	
• on-site operation	No
Insulation voltage	
• rated value	400 V
Degree of pollution	3
Surge voltage resistance rated value	6 kV
maximum permissible voltage for safe isolation	
• between main and auxiliary circuit	400 V
Protection class IP	IP65
Shock resistance	15g / 11 ms
Vibration resistance	2g
Type of assignment	1
Reference code acc. to DIN 40719 extended according to IEC 204-2 acc. to IEC 750	A

Reference code acc. to DIN EN 81346-2	Q
Reference code acc. to DIN EN 61346-2	Q
Product component Motor brake output	No
Product feature	
• brake control with 230 V AC	No
• brake control with 400 V AC	No
• brake control with 24 V DC	No
• brake control with 180 V DC	No
• brake control with 500 V DC	No
Product function Short circuit protection	No

Safety related data

Safety device type acc. to IEC 61508-2	Type A
Safety Integrity Level (SIL) acc. to IEC 61508	3
SIL Claim Limit (subsystem) acc. to EN 62061	SILCL 3
Performance level (PL) acc. to EN ISO 13849-1	e
Category acc. to EN ISO 13849-1	4
Stop category acc. to DIN EN 60204-1	0
Safe failure fraction (SFF)	99 %
Average diagnostic coverage level (DCavg)	99 %
PFHD with high demand rate acc. to EN 62061	0.000000000054 1/h
MTTFd	100 y
Hardware fault tolerance acc. to IEC 61508	1
T1 value for proof test interval or service life acc. to IEC 61508	10 y
Safe state	Load circuit open
Protection against electrical shock	finger-safe

Main circuit

Number of poles for main current circuit	3
Design of the switching contact	electromechanical
Adjustable pick-up value current of the current-dependent overload release	25 ... 25 A
Type of voltage	AC
Operating voltage	
• rated value	200 ... 400 V
Operating range relative to the operating voltage at AC	
• at 50 Hz	200 ... 440 V
Operating current	
• at AC at 400 V rated value	25 A
• at AC-3	
— at 400 V rated value	25 A

Inputs/ Outputs

Product function	
• digital inputs parameterizable	No
• digital outputs parameterizable	No
Number of digital inputs	0
Number of sockets	
• for digital output signals	0
• for digital input signals	0

Supply voltage	
Type of voltage of the supply voltage	DC
Supply voltage 1 at DC	24 ... 24 V
Supply voltage 1 at DC rated value	
• minimum permissible	20.4 V
• maximum permissible	28.8 V

Control circuit/ Control	
Type of voltage of the control supply voltage	DC
Control supply voltage at DC	
• rated value	20.4 ... 28.8 V
Control supply voltage 1	
• at DC rated value	20.4 ... 28.8 V
• at DC	24 ... 24 V

Installation/ mounting/ dimensions	
Mounting position	any
Mounting type	screw fixing
Height	230 mm
Width	110 mm
Depth	150 mm

Ambient conditions	
Installation altitude at height above sea level	
• maximum	3 500 m
Ambient temperature	
• during operation	-25 ... +55 °C
• during storage	-40 ... +70 °C
• during transport	-40 ... +70 °C
Relative humidity during operation	5 ... 95 %

Communication/ Protocol	
Protocol is supported	
• PROFIBUS DP protocol	Yes
• PROFINET protocol	Yes
Design of the interface	
• PROFINET protocol	Yes

Product function Bus communication	Yes
Protocol is supported	
<ul style="list-style-type: none"> AS-Interface protocol 	No
Product function	
<ul style="list-style-type: none"> supports PROFIenergy measured values 	No
<ul style="list-style-type: none"> supports PROFIenergy shutdown 	No
address range memory of address range	
<ul style="list-style-type: none"> of the inputs 	1 byte
<ul style="list-style-type: none"> of the outputs 	0 byte
Type of electrical connection	
<ul style="list-style-type: none"> of the communication interface 	via backplane bus

Connections/ Terminals

Type of electrical connection	
<ul style="list-style-type: none"> for main current circuit 	tab terminals
Type of electrical connection	
<ul style="list-style-type: none"> 1 for digital input signals 	M12 socket
<ul style="list-style-type: none"> 2 for digital input signals 	M12 socket
<ul style="list-style-type: none"> 3 for digital input signals 	M12 socket
<ul style="list-style-type: none"> 4 for digital input signals 	M12 socket
Type of electrical connection	
<ul style="list-style-type: none"> at the manufacturer-specific device interface 	optical interface
<ul style="list-style-type: none"> for main energy infeed 	socket according to ISO23570
<ul style="list-style-type: none"> for load-side outgoing feeder 	socket according to ISO23570
<ul style="list-style-type: none"> for main energy transmission 	socket according to ISO23570
<ul style="list-style-type: none"> for supply voltage line-side 	via backplane bus
<ul style="list-style-type: none"> for supply voltage transmission 	via backplane bus

UL/CSA ratings

Operating voltage	
<ul style="list-style-type: none"> at AC at 60 Hz acc. to CSA and UL rated value 	600 V

Certificates/ approvals

General Product Approval	EMC	Declaration of Conformity
--------------------------	-----	---------------------------



CCC



CSA



UL



RCM



EG-Konf.

Test Certificates	other
-------------------	-------

[Type Test Certificates/Test Report](#)

[Confirmation](#)

Further information

Information- and Downloadcenter (Catalogs, Brochures,...)

www.siemens.com/ic10

Industry Mall (Online ordering system)

<https://mall.industry.siemens.com/mall/en/en/Catalog/product?mlfb=3RK1304-0HS00-8AA0>

Cax online generator

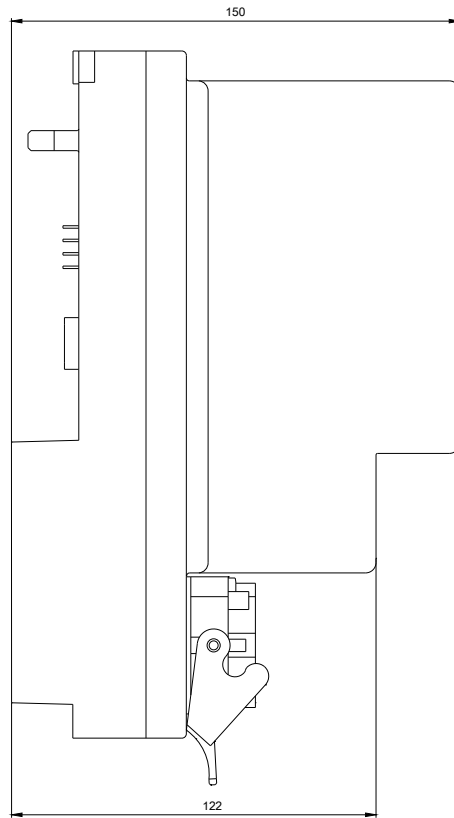
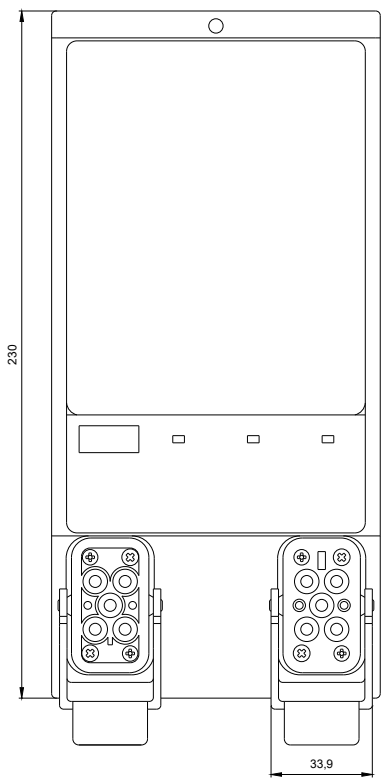

<http://support.automation.siemens.com/WW/CAXorder/default.aspx?lang=en&mlfb=3RK1304-0HS00-8AA0>

Service&Support (Manuals, Certificates, Characteristics, FAQs,...)

<https://support.industry.siemens.com/cs/ww/en/ps/3RK1304-0HS00-8AA0>

Image database (product images, 2D dimension drawings, 3D models, device circuit diagrams, EPLAN macros, ...)

http://www.automation.siemens.com/bilddb/cax_de.aspx?mlfb=3RK1304-0HS00-8AA0&lang=en



last modified:

05/04/2020