



ASIsafe extended Safety monitor 2 F-RO 2 enabling circuits IP20, with screw terminal removable terminals Safe output relay Response time maximum 40 ms Monitor type 4, Version 3 Can be used up to Category 4 (EN954-1) up to PL E (EN ISO 13849-1) up to SIL 3 (IEC 61508)

General technical data		
Design of the product		safety monitor, with expanded functionality
Protocol is supported AS-Interface protocol		Yes
Type		2 enabling circuits
Number of release circuits		2
Response time max.	ms	40
Type of electrical connection of the inputs and outputs		screw terminal
Rated operational current Ie		
<ul style="list-style-type: none"> • AC-12, 50/60 Hz 250 V 	A	3
<ul style="list-style-type: none"> • AC-15, 50/60 Hz <ul style="list-style-type: none"> — 115 V — 230 V 	A	3
	A	3
<ul style="list-style-type: none"> • DC-12 (DC-1) 24 V 	A	3
<ul style="list-style-type: none"> • DC-13 (DC-11) <ul style="list-style-type: none"> — 24 V — 115 V — 230 V 	A	1
	A	0.1
	A	0.05

Reference code acc. to DIN 40719 extended according to IEC 204-2 acc. to IEC 750		A
Reference code acc. to DIN EN 61346-2		F





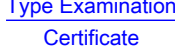

Ambient conditions






Ambient temperature		
• during operation	°C	-20 ... +60
• during storage	°C	-30 ... +70
Protection class IP		IP20


Mechanical data

Width	mm	45
Height	mm	108
Depth	mm	120
Mounting type		screws / standard rail

Certificates/ approvals

General Product Approval	EMC	Functional Safety/Safety of Machinery	Declaration of Conformity
 CSA	 UL		 RCM
		 Type Examination Certificate	 EG-Konf.

Declaration of Conformity	Shipping Approval
Miscellaneous	 ABS
	 BUREAU VERITAS
	 LRS
	 PRS
	 RINA

Shipping Approval	other
 RMRS	Confirmation

Further information

Information- and Downloadcenter (Catalogs, Brochures,...)

<https://www.siemens.com/ic10>

Industry Mall (Online ordering system)

<https://mall.industry.siemens.com/mall/en/en/Catalog/product?mlfb=3RK1105-1BE04-2CA0>

Cax online generator

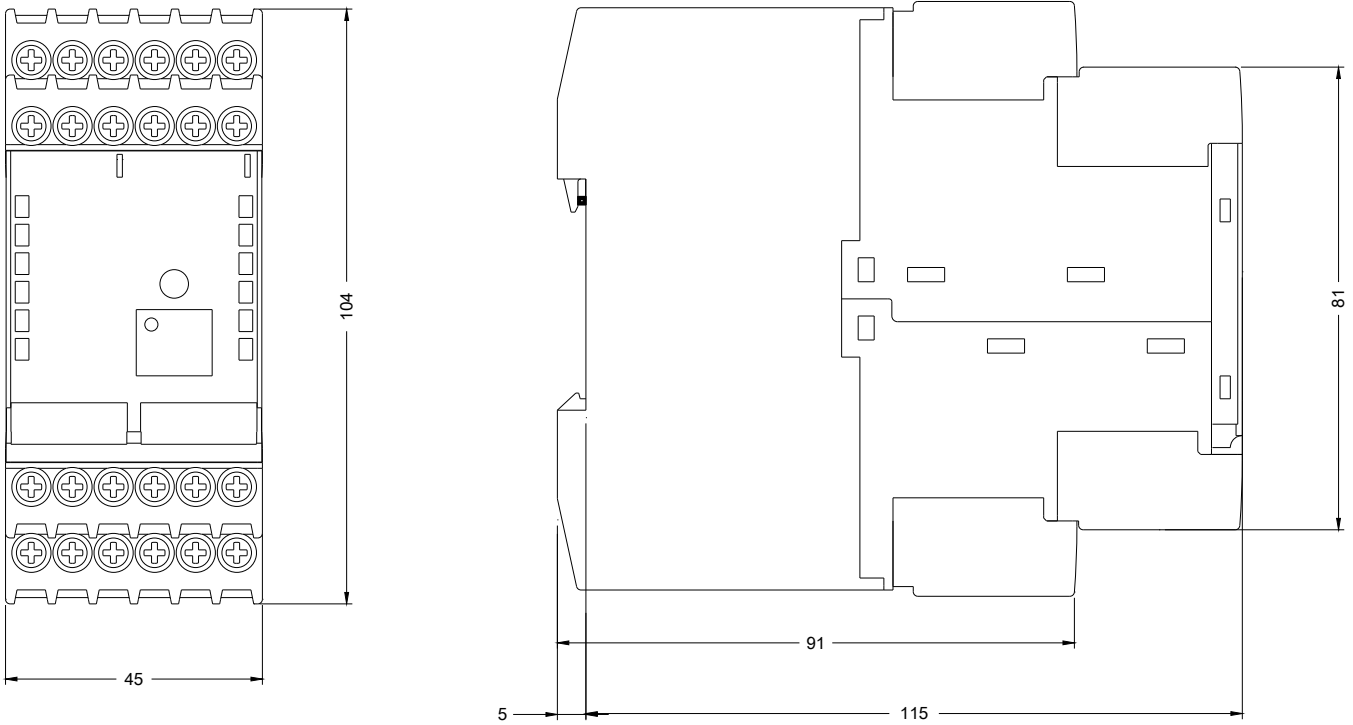
<http://support.automation.siemens.com/WW/CAXorder/default.aspx?lang=en&mlfb=3RK1105-1BE04-2CA0>

Service&Support (Manuals, Certificates, Characteristics, FAQs,...)

<https://support.industry.siemens.com/cs/ww/en/ps/3RK1105-1BE04-2CA0>

Image database (product images, 2D dimension drawings, 3D models, device circuit diagrams, EPLAN macros, ...)

http://www.automation.siemens.com/bilddb/cax_de.aspx?mlfb=3RK1105-1BE04-2CA0&lang=en



last modified:

09/24/2020