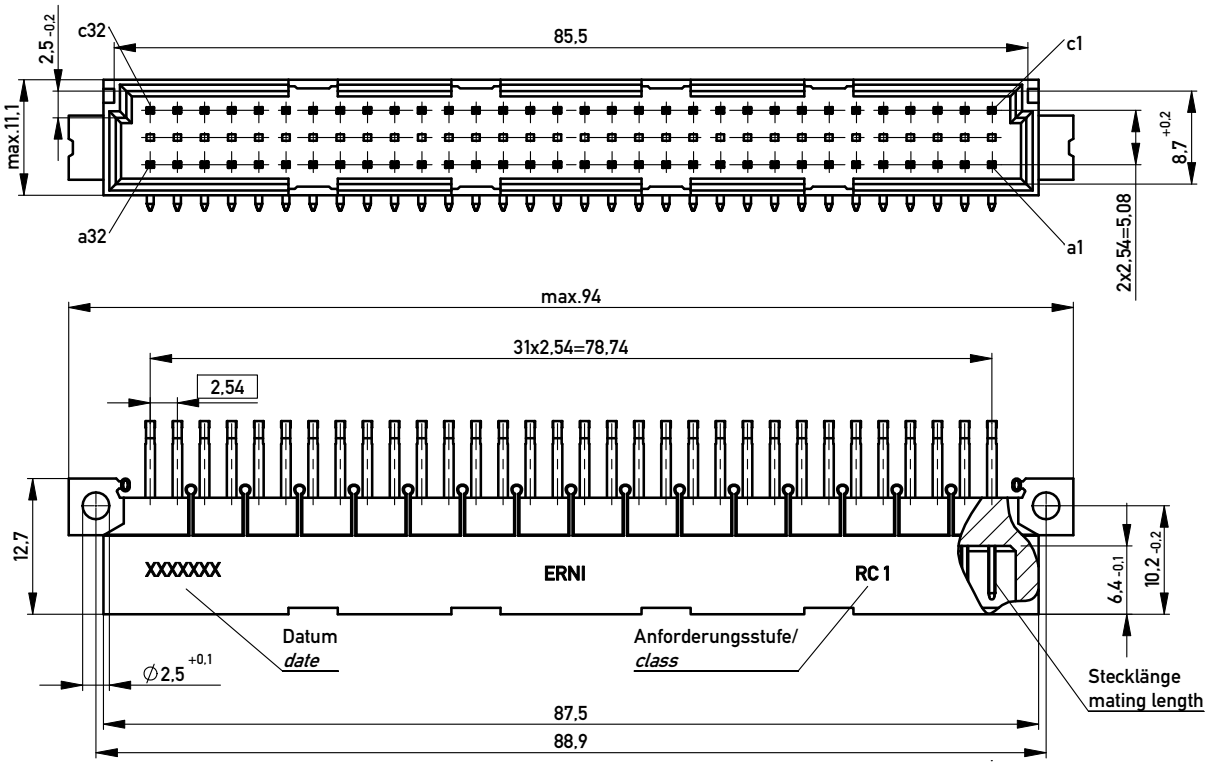

Stecklänge / mating length

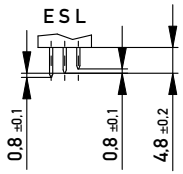

E = *early mate, late break* / voreilend

S = standard

L = late mate, early break / nacheilend

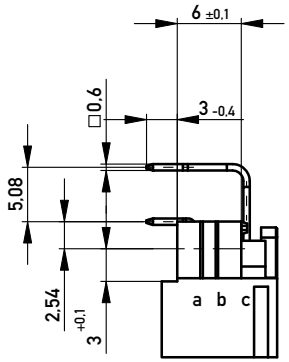

Bestückungsplan / *contact layout*

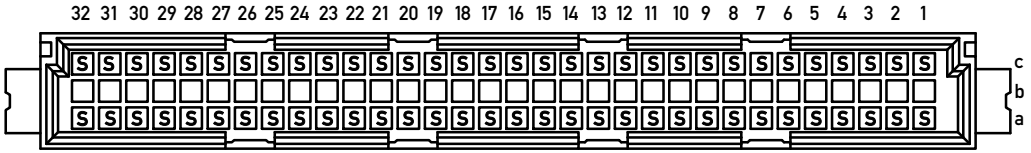

Lötanschluss 0,6x0,6mm */ solder terminal 0,6x0,6mm*
Isolierwerkstoff */ housing material : PBT GF 30*
Bauart 4 / t*ype 4*
Anforderungsstufe 1 = 500 Steckzyklen */ performance class 1 = 500 mating cycles*
Fehlende Maße und Angaben nach IEC 60 603-2 / DIN EN 60 603-2
Missing information and dimensions per IEC 60 603-2 / DIN EN 60 603-2

Bedruckung siehe Zeichnung 294905
Marking see drawing 294905

Leiterplatten-Lochbild / *PCB drillhole pattern*

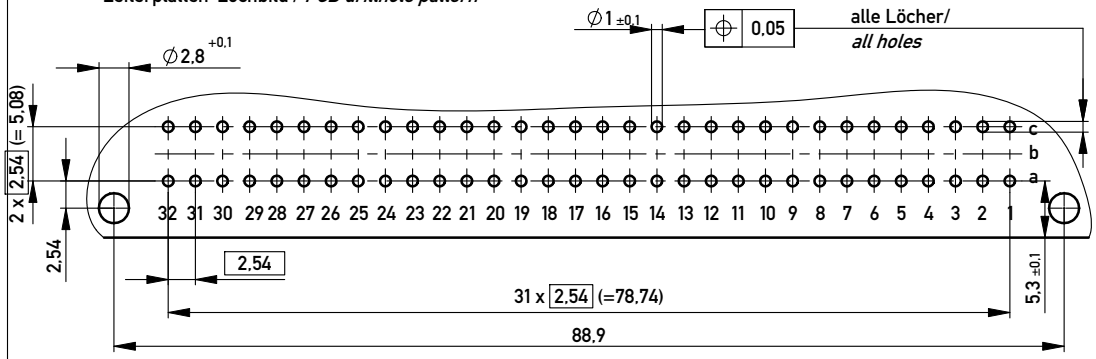

Information:	Tolerances	Scale 2:1
	All Dimensions in mm	
All rights reserved. Only for Information. To ensure that this is the latest version of this drawing, please contact one of the ERNI companies before using.	Subject to modification without prior notice. Drawing will not be updated.	Designation: Messerleiste C 64 Löt / *Male Connector C64 solder*
- / Index	20.07.2009 / Date	ERNI www.ERNI.com — 384046 — I — A3
		Class STVC

Copyright by ERNI GmbH
Proprietary notice pursuant to ISO 16016 to be observed.