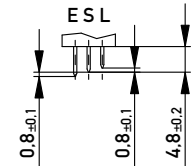


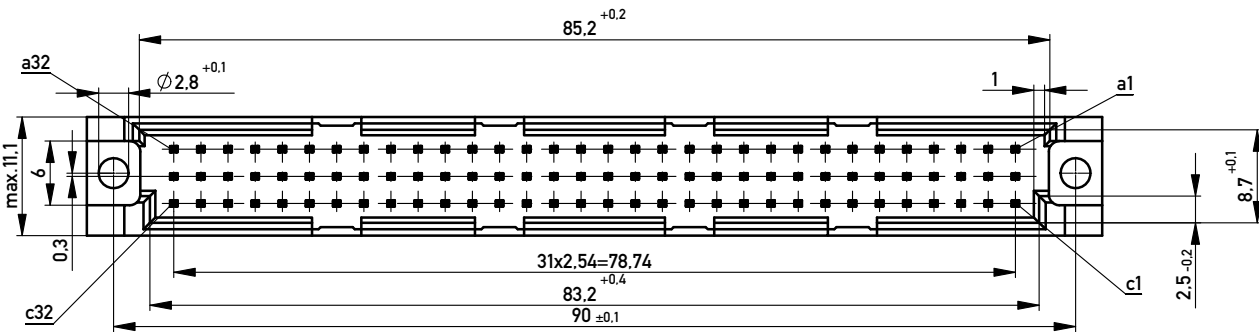
Stecklänge / mating length



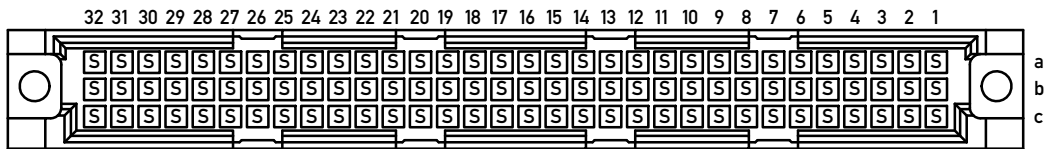
E = early mate, late break / voreilend

S = standard

L = late mate, early break / nacheilend



Bestückungsplan / contact layout



THR = through hole reflow

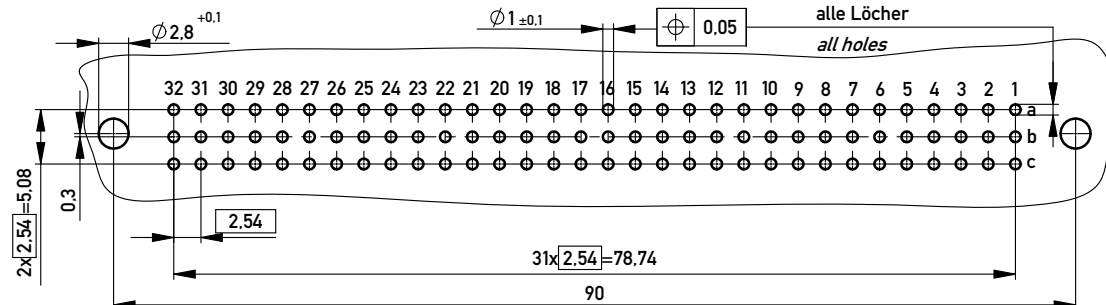
Bauart 4 / type 4

Anforderungsstufe 2 = 400 Steckzyklen / performance class 2 = 400 mating cycles

Fehlende Maße und Angaben nach IEC 60 603-2 / DIN EN 60 603-2

Missing information and dimensions per IEC 60 603-2 / DIN EN 60 603-2

Leiterplatten-Lochbild / PCB drillhole pattern



Information:	Tolerances	 All Dimensions in mm	Scale	2:1
	All rights reserved. Only for Information. To ensure that this is the latest version of this drawing, please contact one of the ERNI companies before using.			
Subject to modification without prior notice. Drawing will not be updated.	 www.ERNI.com		Designation <b>Messerleiste R 96 THR</b> <b>Male Connector R 96 THR</b>	
	Index	04.09.2013 Date	<b>374604</b>	I <b>A3</b>
Class			STVR	

Copyright by ERNI GmbH. Preparatory notice pursuant to ISO 9006 to be observed.