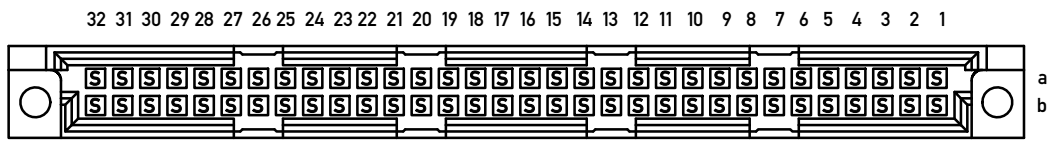
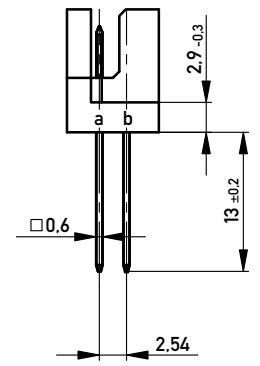
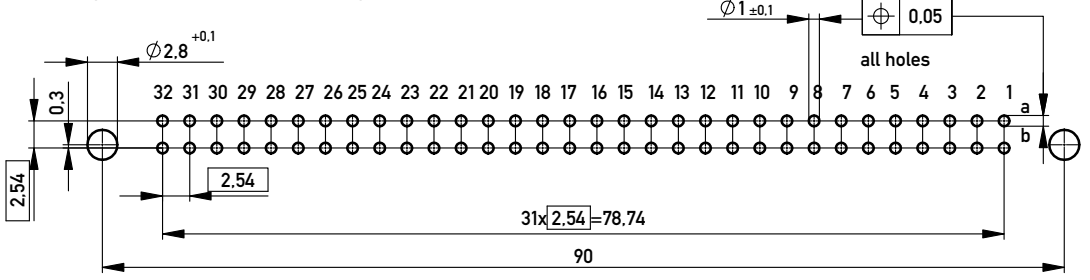


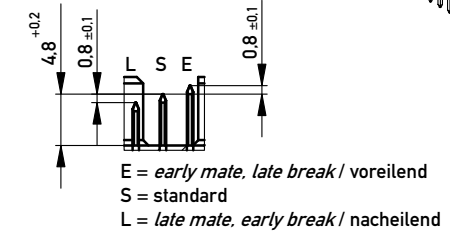
Bestückungsplan / contact layout



Leiterplatten-Lochbild / PCB drillhole pattern



Stecklänge / mating length



Gerader Anschluss 0,6x0,6mm / straight terminal 0,6x0,6mm
Isolierwerkstoff / housing material : PBT GF 30
Bauart 4 / type 4
Anforderungsstufe 2 = 400 Steckzyklen / performance class 2= 400 mating cycles
Fehlende Maße und Angaben nach IEC 60 603-2 / DIN EN 60 603-2
Missing information and dimensions per IEC 60 603-2 / DIN EN 60 603-2

Bedruckung siehe Zeichnung 294905
Marking see drawing 294905

Copyright by ERNI GmbH
Proprietary notice pursuant to ISO 16106 to be observed.

Information:		Tolerances		Scale	2:1
All rights reserved. Only for Information. To ensure that this is the latest version of this drawing, please contact one of the ERNI companies before using.		All Dimensions in mm		Designation	
Subject to modification without prior notice. Drawing will not be updated.				Messerleiste Q, 64 Löt Male Connector Q, 64 Solder	
www.ERNI.com		364845		I A3	
-	18.05.2009	www.ERNI.com		Class	
Index	Date	www.ERNI.com		STVQ	