

Marshalling patchboard - PTMC 1,5-3 /BK



3270424

<https://www.phoenixcontact.com/de/produkte/3270424>

Please be informed that the data shown in this PDF document is generated from our Online Catalog. Please find the complete data in the user documentation. Our General Terms of Use for Downloads are valid.



Marshalling patchboard, nom. voltage: 500 V, nominal current: 17.5 A, connection method: Push-in connection, cross section: 0.14 mm² - 2.5 mm², mounting: for snapping onto a DIN rail adapter, for snapping onto a cover flange, color: gray, color of connection elements: black

Your advantages

- Suitable for DIN rail mounting and panel cutouts with corresponding accessories
- Individual setup thanks to modular principle
- Color configuration possible according to VDE 0812, VDE 0815, DIN 47100 or unlimited.
- Individual color assignment of cable and terminal point to ensure error-free, safe operation
- High contact quality thanks to push-in technology as a replacement for Wire-Wrap®, TERMI-POINT®, etc.
- Tool-free wiring in a confined space thanks to compact size

Commercial Data

Item number	3270424
Packing unit	10 pc
Minimum order quantity	10 pc
Sales Key	A1 - Reihenklemmen
Product Key	BE6212
Catalog Page	Page 57 (C-1-2019)
GTIN	4055626114101
Weight per Piece (including packing)	4,28 g
Weight per Piece (excluding packing)	4,34 g
Customs tariff number	85369010
Country of origin	PL

Marshalling patchboard - PTMC 1,5-3 /BK



3270424

<https://www.phoenixcontact.com/de/produkte/3270424>

Technical Data

Product properties

Product type	Marshalling terminal
Number of positions	1
Number of connections	6
Number of rows	1

Insulation characteristics

Overvoltage category	III
Degree of pollution	3

Electrical properties

Rated surge voltage	6 kV
Maximum power dissipation for nominal condition	0.56 W

Connection data

Number of connections per level	6
Nominal cross section	1.5 mm ²
Rated cross section AWG	14
Stripping length	8 mm ... 10 mm
Internal cylindrical gage	A1
Connection in acc. with standard	IEC 60947-7-1
Conductor cross section solid	0.14 mm ² ... 2.5 mm ²
Cross section AWG	26 ... 14 (converted acc. to IEC)
Conductor cross section flexible	0.14 mm ² ... 1.5 mm ²
Conductor cross section, flexible [AWG]	26 ... 14 (converted acc. to IEC)
Flexible conductor cross section flexible (ferrule, w/o plastic sleeve)	0.14 mm ² ... 1.5 mm ²
Flexible conductor cross section (ferrule with plastic sleeve)	0.14 mm ² ... 1.5 mm ²
Nominal current	17.5 A
Maximum load current	24 A (in case of a 2.5 mm ² conductor cross section, the maximum load current must not be exceeded by the total current of all connected conductors.)
Nominal voltage	500 V

Connection cross sections directly pluggable

Conductor cross section solid	0.34 mm ² ... 2.5 mm ²
Conductor cross section, solid [AWG]	20 ... 14 (converted acc. to IEC)
Flexible conductor cross section flexible (ferrule, w/o plastic sleeve)	0.34 mm ² ... 1.5 mm ²
Flexible conductor cross section (ferrule with plastic sleeve)	0.34 mm ² ... 1.5 mm ²

Dimensions

Width	11 mm
Height	30 mm

Marshalling patchboard - PTMC 1,5-3 /BK



3270424

<https://www.phoenixcontact.com/de/produkte/3270424>

Length	12.2 mm
--------	---------

Material specifications

Color	gray
Color of connection elements	black
Flammability rating according to UL 94	V0
Insulating material group	I
Insulating material	PA
Static insulating material application in cold	-60 °C
Temperature index of insulation material (DIN EN 60216-1 (VDE 0304-21))	125 °C
Relative insulation material temperature index (Elec., UL 746 B)	130 °C
Fire protection for rail vehicles (DIN EN 45545-2) R22	HL 1 - HL 3
Fire protection for rail vehicles (DIN EN 45545-2) R23	HL 1 - HL 3
Fire protection for rail vehicles (DIN EN 45545-2) R24	HL 1 - HL 3
Fire protection for rail vehicles (DIN EN 45545-2) R26	HL 1 - HL 3
Calorimetric heat release NFPA 130 (ASTM E 1354)	27,5 MJ/kg
Surface flammability NFPA 130 (ASTM E 162)	passed
Specific optical density of smoke NFPA 130 (ASTM E 662)	passed
Smoke gas toxicity NFPA 130 (SMP 800C)	passed

Electrical tests

Surge voltage test

Test voltage setpoint	7.3 kV
Result	Test passed

Temperature-rise test

Requirement temperature-rise test	Increase in temperature \leq 45 K
Result	Test passed
Short-time withstand current 1.5 mm ²	0.18 kA 0.3 kA
Result	Test passed

Power-frequency withstand voltage

Test voltage setpoint	1.89 kV
Result	Test passed

Mechanical properties

Mechanical data

Open side panel	No
-----------------	----

Mechanical tests

Mechanical strength

Result	Test passed
--------	-------------

Marshalling patchboard - PTMC 1,5-3 /BK



3270424

<https://www.phoenixcontact.com/de/produkte/3270424>

Attachment on the carrier

DIN rail/fixing support	NS 35
Test force setpoint	1 N
Result	Test passed

Test for conductor damage and slackening

Rotation speed	10 rpm
Revolutions	135
Conductor cross section/weight	0.14 mm ² / 0.2 kg
	1.5 mm ² / 0.4 kg
	2.5 mm ² / 0.7 kg
Result	Test passed

Environmental and real-life conditions

Aging

Temperature cycles	192
Result	Test passed

Needle-flame test

Time of exposure	30 s
Result	Test passed

Oscillation/broadband noise

Specification	DIN EN 50155 (VDE 0115-200):2008-03
Spectrum	Service life test category 1, class B, body mounted
Frequency	$f_1 = 5 \text{ Hz}$ to $f_2 = 150 \text{ Hz}$
ASD level	0.964 (m/s ²)/Hz
Acceleration	0.58g
Test duration per axis	5 h
Test directions	X-, Y- and Z-axis
Result	Test passed

Shocks

Specification	DIN EN 50155 (VDE 0115-200):2008-03
Pulse shape	Half-sine
Acceleration	5g
Shock duration	30 ms
Number of shocks per direction	3
Test directions	X-, Y- and Z-axis (pos. and neg.)
Result	Test passed

Ambient conditions

Ambient temperature (operation)	-60 °C ... 105 °C (max. short-term operating temperature RTI Elec.)
Ambient temperature (storage/transport)	-25 °C ... 60 °C (for a short time, not exceeding 24 h, -60 °C to +70 °C)

Marshalling patchboard - PTMC 1,5-3 /BK



3270424

<https://www.phoenixcontact.com/de/produkte/3270424>

Ambient temperature (assembly)	-5 °C ... 70 °C
Ambient temperature (actuation)	-5 °C ... 70 °C
Permissible humidity (storage/transport)	30 % ... 70 %

Standards and regulations

Connection in acc. with standard	IEC 60947-7-1
----------------------------------	---------------

Mounting

Mounting type	for snapping onto a DIN rail adapter
	for snapping onto a cover flange

Marshalling patchboard - PTMC 1,5-3 /BK

3270424

<https://www.phoenixcontact.com/de/produkte/3270424>



Drawings

Circuit diagram




Marshalling patchboard - PTMC 1,5-3 /BK





3270424


<https://www.phoenixcontact.com/de/produkte/3270424>

Approvals

 CSA Approval ID: 13631				
	Nominal Voltage U_N	Nominal Current I_N	Cross Section AWG	Cross Section mm^2
Use group B	300 V	10 A	24 - 16	-
Use group C	300 V	10 A	24 - 16	-
Use group D	300 V	10 A	24 - 16	-

 EAC Approval ID: RU C-DE.AI30.B.01102				
---	--	--	--	--

 cULus Recognized Approval ID: E60425				
	Nominal Voltage U_N	Nominal Current I_N	Cross Section AWG	Cross Section mm^2
Use group B	300 V	10 A	24 - 16	-
Use group C	300 V	10 A	24 - 16	-

 EAC Approval ID: RU C-DE.BL08.B.00682				
---	--	--	--	--

Marshalling patchboard - PTMC 1,5-3 /BK



3270424

<https://www.phoenixcontact.com/de/produkte/3270424>

Classifications

ECLASS

ECLASS-9.0	27141120
ECLASS-10.0.1	27141120
ECLASS-11.0	27141120

ETIM

ETIM 8.0	EC000897
----------	----------

UNSPSC

UNSPSC 21.0	39121400
-------------	----------

Marshalling patchboard - PTMC 1,5-3 /BK



3270424

<https://www.phoenixcontact.com/de/produkte/3270424>

Environmental Product Compliance

China RoHS	Environmentally friendly use period: unlimited = EFUP-e
	No hazardous substances above threshold values

Phoenix Contact 2023 © - all rights reserved
<https://www.phoenixcontact.com>

PHOENIX CONTACT Deutschland GmbH
Flachmarktstraße 8
D-32825 Blomberg
+49 52 35/3-1 20 00
info@phoenixcontact.de