

## High-current terminal block - PTPOWER 50-3L/N/FE - 3260056

Please be informed that the data shown in this PDF Document is generated from our Online Catalog. Please find the complete data in the user's documentation. Our General Terms of Use for Downloads are valid (<http://phoenixcontact.com/download>)



High-current terminal block, Blocked, nom. voltage: 1500 V, nominal current: 150 A, connection method: Power-Turn connection, number of connections: 10, cross section: 10 mm<sup>2</sup> - 70 mm<sup>2</sup>, AWG: 8 - 2/0, width: 100 mm, color: gray/blue/black-yellow, mounting type: NS 35/15

### Why buy this product

- ✓ Quick and easy connection is now also possible for large conductors with the high-current terminal block
- ✓ The Push-in connection terminal blocks are characterized by the system features of the CLIPLINE complete system and by easy and tool-free wiring of conductors with ferrules or solid conductors
- ✓ The compact design enables wiring in a confined space
- ✓ In addition to using the existing test connection, pick-off terminal blocks can be connected, each of which can also accommodate two test cables

RoHS

### Key Commercial Data

|                                      |   |
|--------------------------------------|---|
| Packing unit                         | 1 STK   |
| Minimum order quantity               | 2 STK   |
| GTIN                                 | <br>4 046356 998703 |
| GTIN                                 | 4046356998703   |
| Weight per Piece (excluding packing) | 686.800 g   |
| Custom tariff number                 | 85369010  |
| Country of origin                    | Poland  |

### Technical data

#### General

|                       |                    |
|-----------------------|--------------------|
| Number of levels      | 1                  |
| Number of connections | 10                 |
| Potentials            | 1                  |
| Nominal cross section | 50 mm <sup>2</sup> |

# High-current terminal block - PTPOWER 50-3L/N/FE - 3260056

## Technical data

### General

|   |   |
|---|---|
| Color   | gray/blue/black-yellow                                  |
| Insulating material   | PA  |
| Flammability rating according to UL 94                                  | V0  |
| Rated surge voltage   | 8 kV  |
| Degree of pollution   | 3   |
| Overvoltage category  | III   |
| Insulating material group   | I   |
| Maximum power dissipation for nominal condition                         | 4.73 W  |
| Maximum load current  | 150 A (with 50 mm <sup>2</sup> conductor cross section) |
| Nominal current I <sub>N</sub>  | 150 A   |
| Nominal voltage U <sub>N</sub>  | 1500 V DC   |
|   | 1000 V AC   |
| Open side panel   | No  |
| Relative insulation material temperature index (Elec., UL 746 B)        | 130 °C  |
| Temperature index of insulation material (DIN EN 60216-1 (VDE 0304-21)) | 125 °C  |
| Static insulating material application in cold                          | -60 °C  |
| Behavior in fire for rail vehicles (DIN 5510-2)                         | Test passed   |
| Flame test method (DIN EN 60695-11-10)                                  | V0  |
| Oxygen index (DIN EN ISO 4589-2)  | >32 %   |
| NF F16-101, NF F10-102 Class I  | 2   |
| NF F16-101, NF F10-102 Class F  | 2   |
| Surface flammability NFPA 130 (ASTM E 162)                              | passed  |
| Specific optical density of smoke NFPA 130 (ASTM E 662)                 | passed  |
| Smoke gas toxicity NFPA 130 (SMP 800C)                                  | passed  |
| Calorimetric heat release NFPA 130 (ASTM E 1354)                        | 27,5 MJ/kg  |
| Fire protection for rail vehicles (DIN EN 45545-2) R22                  | HL 1 - HL 3   |
| Fire protection for rail vehicles (DIN EN 45545-2) R23                  | HL 1 - HL 3   |
| Fire protection for rail vehicles (DIN EN 45545-2) R24                  | HL 1 - HL 3   |
| Fire protection for rail vehicles (DIN EN 45545-2) R26                  | HL 1 - HL 3   |

### Dimensions

|                 |        |
|-----------------|--------|
| Width           | 100 mm |
| Length          | 101 mm |
| Height NS 35/15 | 105 mm |

### Connection data

|                                  |                       |
|----------------------------------|-----------------------|
| Connection method                | Power-Turn connection |
| Connection in acc. with standard | IEC 60947-7-1         |

## High-current terminal block - PTPOWER 50-3L/N/FE - 3260056

### Technical data

#### Connection data

|   |                    |
|---|--------------------|
| Conductor cross section solid min.  | 10 mm <sup>2</sup> |
| Conductor cross section solid max.  | 70 mm <sup>2</sup> |
| Conductor cross section AWG min.  | 8                  |
| Conductor cross section AWG max.  | 2/0                |
| Conductor cross section flexible min.   | 10 mm <sup>2</sup> |
| Conductor cross section flexible max.   | 70 mm <sup>2</sup> |
| Min. AWG conductor cross section, flexible  | 8                  |
| Max. AWG conductor cross section, flexible  | 2/0                |
| Conductor cross section flexible, with ferrule without plastic sleeve min.              | 10 mm <sup>2</sup> |
| Conductor cross section flexible, with ferrule without plastic sleeve max.              | 50 mm <sup>2</sup> |
| Conductor cross section flexible, with ferrule with plastic sleeve min.                 | 10 mm <sup>2</sup> |
| Conductor cross section flexible, with ferrule with plastic sleeve max.                 | 50 mm <sup>2</sup> |
| Cross section with insertion bridge solid min.  | 10 mm <sup>2</sup> |
| Cross section with insertion bridge, solid max.   | 50 mm <sup>2</sup> |
| Cross section with insertion bridge stranded min.                                       | 10 mm <sup>2</sup> |
| Cross section with insertion bridge, stranded max.                                      | 50 mm <sup>2</sup> |
| Cross section with insertion bridge stranded, with ferrule without plastic sleeve min.  | 10 mm <sup>2</sup> |
| Cross section with insertion bridge stranded, with ferrule without plastic sleeve max.  | 50 mm <sup>2</sup> |
| Cross section with insertion bridge stranded, with ferrule without plastic sleeve min.  | 10 mm <sup>2</sup> |
| Cross section with insertion bridge stranded, with ferrule with plastic sleeve max.     | 50 mm <sup>2</sup> |
| 2 conductors with same cross section, stranded, TWIN ferrules with plastic sleeve, min. | 10 mm <sup>2</sup> |
| 2 conductors with same cross section, stranded, TWIN ferrules with plastic sleeve, max. | 16 mm <sup>2</sup> |
| Stripping length  | 30 mm              |
| Internal cylindrical gage   | A10                |

#### Standards and Regulations

|  |   |
|--|---|
| Connection in acc. with standard                       | IEC 60947-7-1                                   |
| Flammability rating according to UL 94                 | V0  |
| Fire protection for rail vehicles (DIN EN 45545-2) R22 | HL 1 - HL 3 HL 1 - HL 3 HL 1 - HL 3 HL 1 - HL 3 |
| Fire protection for rail vehicles (DIN EN 45545-2) R23 | HL 1 - HL 3 HL 1 - HL 3 HL 1 - HL 3 HL 1 - HL 3 |
| Fire protection for rail vehicles (DIN EN 45545-2) R24 | HL 1 - HL 3 HL 1 - HL 3 HL 1 - HL 3 HL 1 - HL 3 |
| Fire protection for rail vehicles (DIN EN 45545-2) R26 | HL 1 - HL 3 HL 1 - HL 3 HL 1 - HL 3 HL 1 - HL 3 |

#### Environmental Product Compliance

# High-current terminal block - PTPOWER 50-3L/N/FE - 3260056

## Technical data

### Environmental Product Compliance

|            |   |
|------------|---|
| China RoHS | Environmentally friendly use period: unlimited = EFUP-e |
|            | No hazardous substances above threshold values          |

## Drawings

### Circuit diagram



## Classifications

### eCl@ss

|            |          |
|------------|----------|
| eCl@ss 5.1 | 27141120 |
| eCl@ss 6.0 | 27141120 |
| eCl@ss 8.0 | 27141120 |
| eCl@ss 9.0 | 27141120 |

### ETIM

|          |          |
|----------|----------|
| ETIM 5.0 | EC000897 |
| ETIM 6.0 | EC000897 |

### UNSPSC

|               |          |
|---------------|----------|
| UNSPSC 6.01   | 30211811 |
| UNSPSC 7.0901 | 39121410 |
| UNSPSC 11     | 39121410 |
| UNSPSC 12.01  | 39121410 |
| UNSPSC 13.2   | 39121410 |

## Approvals

### Approvals

#### Approvals


CSA / UL Recognized / cUL Recognized / DNV GL / LR / BV / EAC / cULus Recognized


#### Ex Approvals


# High-current terminal block - PTPOWER 50-3L/N/FE - 3260056

## Approvals


### Approval details

|                            |   |   |        |
|----------------------------|---|---|--------|
| CSA                        |  | <a href="http://www.csagroup.org/services-industries/product-listing/">http://www.csagroup.org/services-industries/product-listing/</a> | 13631  |
|                            |   | B   | C      |
| mm <sup>2</sup> /AWG/kcmil |   | 8-1/0   | 8-1/0  |
| Nominal current IN         |   | 140 A   | 140 A  |
| Nominal voltage UN         |   | 600 V   | 1000 V |

|                            |   |   |              |
|----------------------------|---|---|--------------|
| UL Recognized              |  | <a href="http://database.ul.com/cgi-bin/XYV/template/LISEXT/1FRAME/index.htm">http://database.ul.com/cgi-bin/XYV/template/LISEXT/1FRAME/index.htm</a> | FILE E 60425 |
|                            |   |   |              |
| mm <sup>2</sup> /AWG/kcmil |   | 8-1/0   |              |
| Nominal current IN         |   | 140 A   |              |
| Nominal voltage UN         |   | 1000 V  |              |

|                            |   |   |              |
|----------------------------|---|---|--------------|
| cUL Recognized             |  | <a href="http://database.ul.com/cgi-bin/XYV/template/LISEXT/1FRAME/index.htm">http://database.ul.com/cgi-bin/XYV/template/LISEXT/1FRAME/index.htm</a> | FILE E 60425 |
|                            |   |   |              |
|                            |   | C   |              |
| mm <sup>2</sup> /AWG/kcmil |   | 8-1/0   |              |
| Nominal current IN         |   | 140 A   |              |
| Nominal voltage UN         |   | 1000 V  |              |

|        |   |            |
|--------|---|------------|
| DNV GL | <a href="http://exchange.dnv.com/tari/">http://exchange.dnv.com/tari/</a> | TAE00000Z9 |
|--------|---|------------|

|    |   |   |          |
|----|---|---|----------|
| LR |  | <a href="http://www.lr.org/en">http://www.lr.org/en</a> | 15/20030 |
|----|---|---|----------|

|    |   |   |             |
|----|---|---|-------------|
| BV |  | <a href="http://www.veristar.com/portal/veristarinfo/generalinfo/approved/approvedProducts/equipmentAndMaterials">http://www.veristar.com/portal/veristarinfo/generalinfo/approved/approvedProducts/equipmentAndMaterials</a> | 40933/A1 BV |
|----|---|---|-------------|

|     |   |  |                          |
|-----|---|--|--------------------------|
| EAC |  |  | RU C-<br>DE.A*30.B.01742 |
|-----|---|--|--------------------------|

## High-current terminal block - PTPOWER 50-3L/N/FE - 3260056

### Approvals

cULus Recognized



<http://database.ul.com/cgi-bin/XYV/template/LISEXT/1FRAME/index.htm>

### Accessories

#### Accessories

#### Connector

Ferrule - A 25 -40 - 3241238



Ferrule, sleeve length: 40 mm, length: 40 mm, color: silver

Ferrule - A 35 -40 - 3241239



Ferrule, sleeve length: 40 mm, length: 40 mm, color: silver

Ferrule - A 50 -40 - 3241240



Ferrule, sleeve length: 40 mm, length: 40 mm, color: silver

Ferrule - A 70 -40 - 3241241



Ferrule, sleeve length: 40 mm, length: 40 mm, color: silver

## High-current terminal block - PTPOWER 50-3L/N/FE - 3260056

### Accessories

Ferrule - A 95 -40 - 3241242



Ferrule, sleeve length: 40 mm, length: 40 mm, color: silver

---

### Crimping tool

Crimping pliers - CRIMPFOX CENTRUS 10S - 1213154



Crimping pliers, for uninsulated and insulated ferrules, DIN 46228 Part 1 and 4, from 0.14 mm<sup>2</sup> ... 10 mm<sup>2</sup>, also for TWIN ferrules up to 2 x 4 mm<sup>2</sup>, automatic cross section adjustment, lateral insertion, equipped with fall protection

---

Crimping pliers - CRIMPFOX CENTRUS 10H - 1213156



Crimping pliers, for uninsulated and insulated ferrules, DIN 46228 Part 1 and 4, from 0.14 mm<sup>2</sup> ... 10 mm<sup>2</sup>, also for TWIN ferrules up to 2 x 4 mm<sup>2</sup>, automatic cross section adjustment, lateral insertion, equipped with fall protection

---

Crimping pliers - CRIMPFOX 10S - 1212045



Crimping pliers, for ferrules without insulating collar according to DIN 46228 Part 1 and ferrules with insulating collar according to DIN 46228 Part 4, 0.14 mm<sup>2</sup> ... 10 mm<sup>2</sup>, unlockable pressure lock, lateral entry

---

Crimping pliers - CRIMPFOX 10 - 1212721



Crimping pliers, for ferrules without insulating collar according to DIN 46228 Part 1 and ferrules with insulating collar according to DIN 46228 Part 4, 4 mm<sup>2</sup> ... 10 mm<sup>2</sup>, lateral entry, trapezoidal crimp

## High-current terminal block - PTPOWER 50-3L/N/FE - 3260056

### Accessories

Crimping pliers - CRIMPFOX 25R - 1212039



Crimping pliers, for ferrules without insulating collar according to DIN 46228 Part 1 and ferrules with insulating collar according to DIN 46228 Part 4, 10 mm<sup>2</sup> ... 25 mm<sup>2</sup>, lateral entry, WM crimp

---

Crimping pliers - CRIMPFOX 50R - 1212041



Crimping pliers, for ferrules without insulating collar according to DIN 46228 Part 1 and ferrules with insulating collar according to DIN 46228 Part 4, 35 mm<sup>2</sup> ... 50 mm<sup>2</sup>, lateral entry, WM crimp

---

Crimping pliers - CRIMPFOX-M - 1212072



Basic pliers, for accommodating dies for a wide range of type of contacts

---

Crimping pliers - CRIMPFOX-C120 - 1212318



Basic pliers, for accommodating dies for a wide range of type of contacts up to 120 mm<sup>2</sup>

---

### DIN rail

DIN rail perforated - NS 35/15 PERF 2000MM - 1201730



DIN rail perforated, Standard profile, width: 35 mm, height: 15 mm, similar to EN 60715: 2001, material: Steel, galvanized, passivated with a thick layer, length: 2000 mm, color: silver

---

## High-current terminal block - PTPOWER 50-3L/N/FE - 3260056

### Accessories

DIN rail, unperforated - NS 35/15 UNPERF 2000MM - 1201714



DIN rail, unperforated, Standard profile, width: 35 mm, height: 15 mm, similar to EN 60715: 2001, material: Steel, galvanized, passivated with a thick layer, length: 2000 mm, color: silver

DIN rail perforated - NS 35/15 WH PERF 2000MM - 0806602



DIN rail perforated, Standard profile, width: 35 mm, height: 15 mm, similar to EN 60715: 2001, material: Steel, Galvanized, white passivated, length: 2000 mm, color: white

DIN rail, unperforated - NS 35/15 WH UNPERF 2000MM - 1204135



DIN rail, unperforated, Standard profile, width: 35 mm, height: 15 mm, similar to EN 60715: 2001, material: Steel, Galvanized, white passivated, length: 2000 mm, color: white

DIN rail, unperforated - NS 35/15 AL UNPERF 2000MM - 1201756



DIN rail, unperforated, Standard profile, width: 35 mm, height: 15 mm, similar to EN 60715: 2001, material: Aluminum, uncoated, length: 2000 mm, color: silver

DIN rail perforated - NS 35/15 ZN PERF 2000MM - 1206599



DIN rail perforated, Standard profile, width: 35 mm, height: 15 mm, similar to EN 60715: 2001, material: Steel, galvanized, length: 2000 mm, color: silver

## High-current terminal block - PTPOWER 50-3L/N/FE - 3260056

### Accessories

DIN rail, unperforated - NS 35/15 ZN UNPERF 2000MM - 1206586



DIN rail, unperforated, Standard profile, width: 35 mm, height: 15 mm, similar to EN 60715: 2001, material: Steel, galvanized, length: 2000 mm, color: silver

DIN rail, unperforated - NS 35/15 CU UNPERF 2000MM - 1201895



DIN rail, unperforated, Standard profile, width: 35 mm, height: 15 mm, similar to EN 60715: 2001, material: Copper, uncoated, length: 2000 mm, color: copper-colored

End cap - NS 35/15 CAP - 1206573



DIN rail end piece, for DIN rail NS 35/15

End block

End clamp - E/AL-NS 35 - 1201662



End clamp, for end support of UKH 50 to UKH 240, is pushed onto DIN rail NS 35 and fixed with 2 screws, width: 10 mm, color: aluminum

Insertion bridge

Insertion bridge - EB 2-20/PT - 3260067



Insertion bridge, pitch: 20 mm, length: 64.5 mm, width: 35.3 mm, number of positions: 2, color: red

## High-current terminal block - PTPOWER 50-3L/N/FE - 3260056

### Accessories

---

Insertion bridge - EB 3-20/PT - 3260068



Insertion bridge, pitch: 20 mm, length: 64.5 mm, width: 55.3 mm, number of positions: 3, color: red

### Insulating sleeve

Insulating sleeve - PS-IH RD - 0311579



Insulating sleeve, color: red

Insulating sleeve - MPS-IH WH - 0201663



Insulating sleeve, color: white

Insulating sleeve - MPS-IH RD - 0201676



Insulating sleeve, color: red

Insulating sleeve - MPS-IH BU - 0201689



Insulating sleeve, color: blue

## High-current terminal block - PTPOWER 50-3L/N/FE - 3260056

### Accessories

Insulating sleeve - MPS-IH YE - 0201692

Insulating sleeve, color: yellow



Insulating sleeve - MPS-IH GN - 0201702

Insulating sleeve, color: green



Insulating sleeve - MPS-IH GY - 0201728

Insulating sleeve, color: gray



Insulating sleeve - MPS-IH BK - 0201731

Insulating sleeve, color: black



Insulating sleeve - MPS-IH WH - 0201663

Insulating sleeve, color: white



## High-current terminal block - PTPOWER 50-3L/N/FE - 3260056

### Accessories

Insulating sleeve - MPS-IH RD - 0201676

Insulating sleeve, color: red



Insulating sleeve - MPS-IH BU - 0201689

Insulating sleeve, color: blue



Insulating sleeve - MPS-IH YE - 0201692

Insulating sleeve, color: yellow



Insulating sleeve - MPS-IH GN - 0201702

Insulating sleeve, color: green



Insulating sleeve - MPS-IH GY - 0201728

Insulating sleeve, color: gray



## High-current terminal block - PTPOWER 50-3L/N/FE - 3260056

### Accessories

Insulating sleeve - MPS-IH BK - 0201731

Insulating sleeve, color: black



---

### Labeled terminal marker

Marker for terminal blocks - TMT 10 R CUS - 0824500



Marker for terminal blocks, can be ordered: by line, white, labeled according to customer specifications, mounting type: snap into universal marker groove, snap into flat marker groove, for terminal block width: 10.2 mm, lettering field size: 6.35 x 10.15 mm

---

Zack marker strip - ZB 10 CUS - 0824941



Zack marker strip, can be ordered: Strip, white, labeled according to customer specifications, mounting type: snap into tall marker groove, for terminal block width: 10.2 mm, lettering field size: 10.15 x 10.5 mm

---

Zack marker strip - ZB10,LGS:FORTL.ZAHLEN - 1053014



Zack marker strip, Strip, white, labeled, can be labeled with: CMS-P1-PLOTTER, printed horizontally: consecutive numbers 1 - 10, 11 - 20, etc. up to 991 - 1000, mounting type: snap into tall marker groove, for terminal block width: 10.2 mm, lettering field size: 10.15 x 10.5 mm

---

Zack marker strip - ZB10,QR:FORTL.ZAHLEN - 1053027



Zack marker strip, Strip, white, labeled, can be labeled with: CMS-P1-PLOTTER, Printed vertically: consecutive numbers 1 - 10, 11 - 20, etc. up to 991 - 1000, mounting type: snap into tall marker groove, for terminal block width: 10.2 mm, lettering field size: 10.15 x 10.5 mm

## High-current terminal block - PTPOWER 50-3L/N/FE - 3260056

### Accessories

#### Zack marker strip - ZB10,LGS:GLEICHE ZAHLEN - 1053030



Zack marker strip, Strip, white, labeled, can be labeled with: CMS-P1-PLOTTER, printed horizontally: Identical numbers 1 or 2, etc. up to 100, mounting type: snap into tall marker groove, for terminal block width: 10.2 mm, lettering field size: 10.15 x 10.5 mm

#### Marker for terminal blocks - ZB10,LGS:L1-N,PE - 1053412



Marker for terminal blocks, Strip, white, labeled, can be labeled with: CMS-P1-PLOTTER, Horizontal: L1, L2, L3, N, PE, L1, L2, L3, N, PE, mounting type: snap into tall marker groove, for terminal block width: 10.2 mm, lettering field size: 10.15 x 10.5 mm

#### Marker for terminal blocks - ZB10,LGS:U-N - 1053438



Marker for terminal blocks, Strip, white, labeled, can be labeled with: CMS-P1-PLOTTER, Horizontal: U, V, W, N, GND, U, V, W, N, GND, mounting type: snap into tall marker groove, for terminal block width: 10.2 mm, lettering field size: 10.15 x 10.5 mm

#### Marker for terminal blocks - UC-TM 10 CUS - 0824605



Marker for terminal blocks, can be ordered: by sheet, white, labeled according to customer specifications, mounting type: snap into tall marker groove, for terminal block width: 10.2 mm, lettering field size: 9.6 x 10.5 mm

#### Marker for terminal blocks - UCT-TM 10 CUS - 0829623



Marker for terminal blocks, can be ordered: by sheet, white, labeled according to customer specifications, mounting type: snap into tall marker groove, for terminal block width: 10.2 mm, lettering field size: 8.9 x 9.6 mm

## High-current terminal block - PTPOWER 50-3L/N/FE - 3260056

### Accessories

Zack Marker strip, flat - ZBF10 CUS - 0825031



Zack Marker strip, flat, can be ordered: Strip, white, labeled according to customer specifications, mounting type: snap into flat marker groove, for terminal block width: 10 mm, lettering field size: 5.15 x 10 mm

Zack Marker strip, flat - ZBF10,LGS:FORTL.ZAHLEN - 0810009



Zack Marker strip, flat, Strip, white, labeled, printed horizontally: consecutive numbers 1 - 10, 11 - 20, etc. up to 991 - 1000, mounting type: snap into flat marker groove, for terminal block width: 10 mm, lettering field size: 5.15 x 10 mm

Zack Marker strip, flat - ZBF10,QR:FORTL.ZAHLEN - 0810025



Zack Marker strip, flat, Strip, white, labeled, Printed vertically: consecutive numbers 1 - 10, 11 - 20, etc. up to 991 - 1000, mounting type: snap into flat marker groove, for terminal block width: 10 mm, lettering field size: 5.15 x 10 mm

Marker for terminal blocks - UC-TMF 10 CUS - 0824662



Marker for terminal blocks, can be ordered: by sheet, white, labeled according to customer specifications, mounting type: snap into flat marker groove, for terminal block width: 10.2 mm, lettering field size: 9.6 x 5.1 mm

Marker for terminal blocks - UCT-TMF 10 CUS - 0829679



Marker for terminal blocks, can be ordered: by sheet, white, labeled according to customer specifications, mounting type: snap into flat marker groove, for terminal block width: 10.2 mm, lettering field size: 9.4 x 4.7 mm

Pick-off terminal block

## High-current terminal block - PTPOWER 50-3L/N/FE - 3260056

### Accessories

#### Pick-off terminal block - AGK 10-PTPOWER - 3260145



Pick-off terminal block, nom. voltage: 1500 V, nominal current: 57 A, connection method: Push-in connection, number of connections: 2, cross section: 0.5 mm<sup>2</sup> - 16 mm<sup>2</sup>, AWG: 20 - 6, width: 18.5 mm, height: 34.7 mm, color: gray, mounting type: on base element

#### Pick-off terminal block - AGK 10-PTPOWER BU - 3260148



Pick-off terminal block, nom. voltage: 1500 V, nominal current: 57 A, connection method: Push-in connection, number of connections: 2, cross section: 0.5 mm<sup>2</sup> - 16 mm<sup>2</sup>, AWG: 20 - 6, width: 18.5 mm, height: 34.7 mm, color: blue, mounting type: on base element

#### Pick-off terminal block - AGK 10-PTPOWER GN/YE - 3260151



Pick-off terminal block, nom. voltage: 1500 V, nominal current: 57 A, connection method: Push-in connection, number of connections: 2, cross section: 0.5 mm<sup>2</sup> - 16 mm<sup>2</sup>, AWG: 20 - 6, width: 18.5 mm, height: 34.7 mm, color: green/yellow, mounting type: on base element

#### Pick-off terminal block - AGK 10-PTPOWER BK/YE - 3260154



Pick-off terminal block, nom. voltage: 1500 V, nominal current: 57 A, connection method: Push-in connection, number of connections: 2, cross section: 0.5 mm<sup>2</sup> - 16 mm<sup>2</sup>, AWG: 20 - 6, width: 18.5 mm, height: 34.7 mm, color: black/yellow, mounting type: on base element

### Planning and marking software

#### Software - CLIP-PROJECT ADVANCED - 5146040



Multilingual software for convenient configuration of Phoenix Contact products on standard DIN rails.

## High-current terminal block - PTPOWER 50-3L/N/FE - 3260056

### Accessories

Software - CLIP-PROJECT PROFESSIONAL - 5146053



Multilingual software for terminal strip configuration. A marking module enables the professional marking of markers and labels for identifying terminal blocks, conductors and cables, and devices.

---

### Screwdriver tools

Screwdriver - SZF 3-1,0X5,5 - 1206612



Actuation tool, for ST terminal blocks, also suitable for use as a bladed screwdriver, size: 1.0 x 5.5 x 150 mm, 2-component grip, with non-slip grip

---

### Terminal marking

Marker for terminal blocks - TMT 10 R - 0816210



Marker for terminal blocks, Roll, white, unlabeled, can be labeled with: THERMOMARK ROLL, THERMOMARK ROLL X1, THERMOMARK ROLLMASTER 300/600, THERMOMARK X1.2, THERMOMARK S1.1, perforated, mounting type: snap into universal marker groove, snap into flat marker groove, for terminal block width: 10.2 mm, lettering field size: 6.35 x 10.15 mm

---

Zack marker strip - ZB 10:UNBEDRUCKT - 1053001



Zack marker strip, Strip, white, unlabeled, can be labeled with: CMS-P1-PLOTTER, PLOTMARK, mounting type: snap into tall marker groove, for terminal block width: 10.2 mm, lettering field size: 10.5 x 10.15 mm

---

Marker for terminal blocks - UC-TM 10 - 0818069



Marker for terminal blocks, Sheet, white, unlabeled, can be labeled with: BLUEMARK CLED, BLUEMARK LED, CMS-P1-PLOTTER, PLOTMARK, mounting type: snap into tall marker groove, for terminal block width: 10.2 mm, lettering field size: 9.6 x 10.5 mm

## High-current terminal block - PTPOWER 50-3L/N/FE - 3260056

### Accessories

---

#### Marker for terminal blocks - UCT-TM 10 - 0829142



Marker for terminal blocks, Sheet, white, unlabeled, can be labeled with: THERMOMARK PRIME, THERMOMARK CARD, BLUEMARK CLED, BLUEMARK LED, TOPMARK LASER, mounting type: snap into tall marker groove, for terminal block width: 10.2 mm, lettering field size: 8.9 x 9.6 mm

---

#### Zack Marker strip, flat - ZBF10:UNBEDRUCKT - 0809997



Zack Marker strip, flat, Strip, white, unlabeled, can be labeled with: CMS-P1-PLOTTER, PLOTMARK, mounting type: snap into flat marker groove, for terminal block width: 10 mm, lettering field size: 5.15 x 10 mm

---

#### Marker for terminal blocks - UC-TMF 10 - 0818124



Marker for terminal blocks, Sheet, white, unlabeled, can be labeled with: BLUEMARK CLED, BLUEMARK LED, CMS-P1-PLOTTER, PLOTMARK, mounting type: snap into flat marker groove, for terminal block width: 10.2 mm, lettering field size: 9.6 x 5.1 mm

---

#### Marker for terminal blocks - UCT-TMF 10 - 0829204



Marker for terminal blocks, Sheet, white, unlabeled, can be labeled with: THERMOMARK PRIME, THERMOMARK CARD, BLUEMARK CLED, BLUEMARK LED, TOPMARK LASER, mounting type: snap into flat marker groove, for terminal block width: 10.2 mm, lettering field size: 9.4 x 4.7 mm

---

### Test plug terminal block

#### Test plugs - PS-MT - 0311647



Test plugs, color: silver

---

## High-current terminal block - PTPOWER 50-3L/N/FE - 3260056

### Accessories

Test plugs - MPS-MT - 0201744



Test plugs, with solder connection up to 1 mm<sup>2</sup> conductor cross section, color: silver

---

Test plugs - MPS-MT/ 4MM - 3048577



Test plugs, with solder connection up to 1 mm<sup>2</sup> conductor cross section, color: silver

---

---