


Bolt connection terminal block - RBO 12-FE



3244628

<https://www.phoenixcontact.com/de/produkte/3244628>

Please be informed that the data shown in this PDF document is generated from our Online Catalog. Please find the complete data in the user documentation. Our General Terms of Use for Downloads are valid.



Bolt connection terminal block, nom. voltage: 1000 V, nominal current: 415 A, connection method: Bolt connection, 1 level, Rated cross section: 240 mm², mounting type: NS 35/7,5, NS 35/15, direct screw connection, color: black/yellow

Your advantages

- Tested for railway applications

Commercial Data

Item number	3244628
Packing unit	5 pc
Minimum order quantity	5 pc
Sales Key	A1 - Reihenklemmen
Product Key	BE4412
Catalog Page	Page 391 (C-1-2019)
GTIN	4046356724456
Weight per Piece (including packing)	375,5 g
Weight per Piece (excluding packing)	375,5 g
Customs tariff number	85369010
Country of origin	CN

Technical Data

Product properties

Product type	Bolt connection terminal block
Number of positions	1
Pitch	49 mm
Area of application	Railway industry
	Machine building
	Plant engineering
Number of connections	2
Number of rows	1
Potentials	1

Insulation characteristics

Overvoltage category	III
Degree of pollution	3

Electrical properties

Rated surge voltage	8 kV
Maximum power dissipation for nominal condition	13.78 W

Connection data

Number of connections per level	2
Nominal cross section	240 mm ²

1 level

Stripping length	The stripping length depends on the specification provided by the cable lug manufacturer.
Connection in acc. with standard	IEC 60947-7-1
Nominal current	415 A
Maximum load current	415 A (with 240 mm ² conductor cross section)
Nominal voltage	1000 V
Nominal cross section	240 mm ²

Cable lug connection DIN 46234:1980-03

Connection in acc. with standard	DIN 46234:1980-03
Cross section	10 mm ² ... 240 mm ²
Cross section range AWG	8 ... 500 kcmil (converted acc. to IEC)
Hole diameter	13 mm
Width	38 mm
Bolt diameter	12 mm
Screw thread	M12
Tightening torque	14 ... 30 Nm
Connection in acc. with standard	DIN 46235:1983-07
Cross section	10 mm ² ... 240 mm ²

Bolt connection terminal block - RBO 12-FE



3244628

<https://www.phoenixcontact.com/de/produkte/3244628>

Cross section range AWG	8 ... 500 kcmil (converted acc. to IEC)
Hole diameter	13 mm
Width	42 mm
Bolt diameter	12 mm
Screw thread	M12
Tightening torque	14 ... 30 Nm

Ex data

Rated data (ATEX/IECEx)

Identification	□ II 2 GD Ex eb IIC Gb
Operating temperature range	-60 °C ... 110 °C
Ex-certified accessories	3247983 HC-RBO 12 0800886 E/NS 35 N
List of bridges	/ RBO 12-VS 2 / 3244669 / RBO 12-VS 3 / 3244672
Bridge data	415 A / 240 mm ²
Ex temperature increase	40 K (415 A / 240 mm ²)
Rated voltage	1100 V
for bridging with bridge	1100 V
Rated insulation voltage	1000 V
output	(Permanent)

Ex level General

Rated current	415 A
Maximum load current	415 A
Contact resistance	0.05 mΩ

Ex connection data General

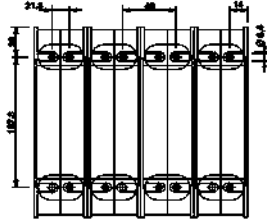
Torque range	14 Nm ... 30 Nm
Nominal cross section	240 mm ²
Rated cross section AWG	500 kcmil
Connection capacity rigid	10 mm ² ... 240 mm ²
Connection capacity AWG	8 ... 500 kcmil
Connection capacity flexible	10 mm ² ... 240 mm ²
Connection capacity AWG	8 ... 500 kcmil
2 conductors with same cross section, solid	10 mm ² ... 240 mm ²
2 conductors with the same cross-section AWG rigid	8 ... 500 kcmil
2 conductors with same cross section, stranded	10 mm ² ... 240 mm ²
2 conductors with the same cross-section AWG flexible	8 ... 500 kcmil

Dimensions

Bolt connection terminal block - RBO 12-FE

3244628

<https://www.phoenixcontact.com/de/produkte/3244628>

Dimensional drawing	
Width	49 mm
Height NS 35/15	90.8 mm
Height NS 35/7,5	83.3 mm
Length	164 mm
Bolt length	36.5 mm
Hole diameter	6.4 mm
Pitch	49 mm

Material specifications

Color	black/yellow
Flammability rating according to UL 94	V0
Insulating material group	I
Insulating material	PA
Static insulating material application in cold	-60 °C
Temperature index of insulation material (DIN EN 60216-1 (VDE 0304-21))	130 °C
Relative insulation material temperature index (Elec., UL 746 B)	130 °C
Fire protection for rail vehicles (DIN EN 45545-2) R22	HL 1 - HL 3
Fire protection for rail vehicles (DIN EN 45545-2) R23	HL 1 - HL 3
Fire protection for rail vehicles (DIN EN 45545-2) R24	HL 1 - HL 3
Fire protection for rail vehicles (DIN EN 45545-2) R26	HL 1 - HL 3
Calorimetric heat release NFPA 130 (ASTM E 1354)	28 MJ/kg
Surface flammability NFPA 130 (ASTM E 162)	passed
Specific optical density of smoke NFPA 130 (ASTM E 662)	passed
Smoke gas toxicity NFPA 130 (SMP 800C)	passed

Mechanical properties

Mechanical data

Open side panel	No
-----------------	----

Environmental and real-life conditions

Ambient conditions

Ambient temperature (operation)	-60 °C ... 105 °C (max. short-term operating temperature RTI Elec.)
Ambient temperature (storage/transport)	-25 °C ... 60 °C (for a short time, not exceeding 24 h, -60 °C to +70 °C)

Bolt connection terminal block - RBO 12-FE



3244628

<https://www.phoenixcontact.com/de/produkte/3244628>

Ambient temperature (assembly)	-5 °C ... 70 °C
Ambient temperature (actuation)	-5 °C ... 70 °C
Permissible humidity (storage/transport)	30 % ... 70 %

Standards and regulations

Connection in acc. with standard	IEC 60947-7-1
----------------------------------	---------------

Mounting

Mounting type	NS 35/7,5
	NS 35/15
	direct screw connection

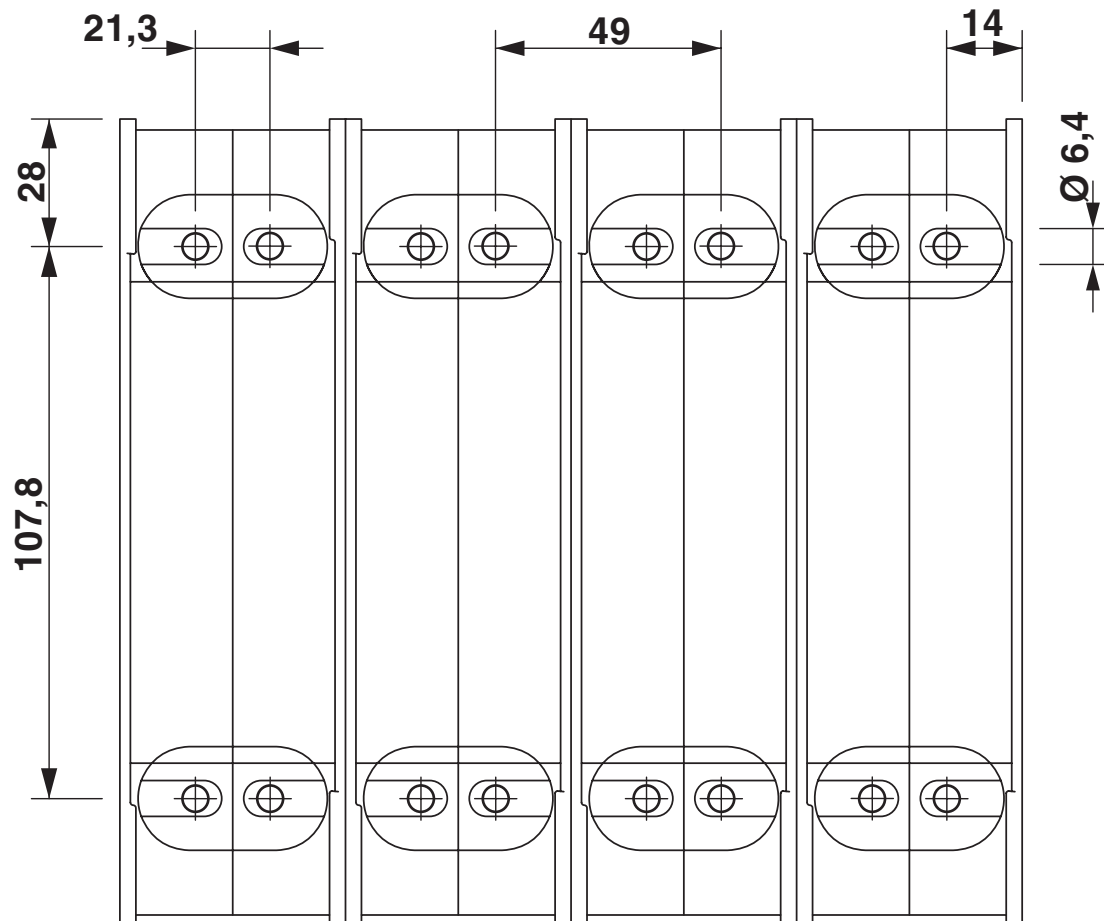
Bolt connection terminal block - RBO 12-FE

3244628

<https://www.phoenixcontact.com/de/produkte/3244628>

Drawings

Dimensional drawing



Bolt connection terminal block - RBO 12-FE



3244628

<https://www.phoenixcontact.com/de/produkte/3244628>

Circuit diagram




Bolt connection terminal block - RBO 12-FE




3244628

<https://www.phoenixcontact.com/de/produkte/3244628>


Approvals


 CSA Approval ID: 13631				
	Nominal Voltage U_N	Nominal Current I_N	Cross Section AWG	Cross Section mm^2
Use group C				
	1000 V	420 A	8 - 600	-

 UL Recognized Approval ID: E60425				
	Nominal Voltage U_N	Nominal Current I_N	Cross Section AWG	Cross Section mm^2
Use group B				
	600 V	420 A	8 - 600	-
Use group C				
	600 V	420 A	8 - 600	-
Use group E				
	1000 V	420 A	8 - 600	-

 EAC Approval ID: RU C-DE.BL08.B.00540				
---	--	--	--	--

DNV Approval ID: TAE00004G1				
---------------------------------------	--	--	--	--

 IECEx Approval ID: IECExSEV13.0003U				
	Nominal Voltage U_N	Nominal Current I_N	Cross Section AWG	Cross Section mm^2
	1100 V	415 A	-	10 - 240

 ATEX Approval ID: SEV13ATEX0132U				
	Nominal Voltage U_N	Nominal Current I_N	Cross Section AWG	Cross Section mm^2
	1100 V	415 A	-	10 - 240

 CCC Approval ID: 2020322313000627				
---	--	--	--	--

 NEPSI Approval ID: GYJ20.1202U				
--	--	--	--	--

Bolt connection terminal block - RBO 12-FE



3244628

<https://www.phoenixcontact.com/de/produkte/3244628>



UKCA-EX

Approval ID: CML 22UKEX1230U

Bolt connection terminal block - RBO 12-FE



3244628

<https://www.phoenixcontact.com/de/produkte/3244628>

Classifications

ECLASS

ECLASS-9.0	27141120
ECLASS-10.0.1	27141120
ECLASS-11.0	27141120

ETIM

ETIM 8.0	EC000897
----------	----------

UNSPSC

UNSPSC 21.0	39121400
-------------	----------

Bolt connection terminal block - RBO 12-FE



3244628

<https://www.phoenixcontact.com/de/produkte/3244628>

Environmental Product Compliance

China RoHS	Environmentally friendly use period: unlimited = EFUP-e
	No hazardous substances above threshold values

Phoenix Contact 2023 © - all rights reserved
<https://www.phoenixcontact.com>

PHOENIX CONTACT Deutschland GmbH
Flachmarktstraße 8
D-32825 Blomberg
+49 52 35/3-1 20 00
info@phoenixcontact.de