

Double-level terminal block - PTTBS 2,5/2P-PV



3211262

<https://www.phoenixcontact.com/de/produkte/3211262>

Please be informed that the data shown in this PDF document is generated from our Online Catalog. Please find the complete data in the user documentation. Our General Terms of Use for Downloads are valid.



Double-level terminal block, Current and voltage are determined by the plug used., with equipotential bond, nom. voltage: 800 V, nominal current: 22 A, connection method: Push-in / plug connection, 1st and 2nd level, Rated cross section: 2.5 mm², cross section: 0.14 mm² - 4 mm², mounting type: NS 35/7,5, NS 35/15, color: gray

Your advantages

- The compact design and front connection enable wiring in a confined space
- The Push-in connection terminal blocks are characterized by the system features of the CLIPLINE complete system and by easy and tool-free wiring of conductors with ferrules or solid conductors

Commercial Data

Item number	3211262
Packing unit	50 pc
Minimum order quantity	50 pc
Sales Key	A1 - Reihenklemmen
Product Key	BE2241
Catalog Page	Page 292 (C-1-2019)
GTIN	4055626280202
Weight per Piece (including packing)	13,33 g
Weight per Piece (excluding packing)	13,33 g
Customs tariff number	85369010
Country of origin	PL

Technical Data

Notes

General	Current and voltage are determined by the plug used.
General	
Note	For the rated insulation voltage, the most unfavorable paths when plugged in are those that count.

Product properties

Product type	Plug-in terminal block
Number of connections	4
Number of rows	2
Potentials	1

Insulation characteristics

Overvoltage category	III
Degree of pollution	3

Electrical properties

Rated surge voltage	6 kV
Maximum power dissipation for nominal condition	0.77 W

Connection data

Number of connections per level	2
Nominal cross section	2.5 mm ²

1st and 2nd level

Stripping length	8 mm ... 10 mm
Internal cylindrical gage	A3
Connection in acc. with standard	IEC 60947-7-1
Conductor cross section solid	0.14 mm ² ... 4 mm ²
Cross section AWG	26 ... 12 (converted acc. to IEC)
Conductor cross section flexible	0.14 mm ² ... 4 mm ²
Conductor cross section, flexible [AWG]	26 ... 14 (converted acc. to IEC)
Flexible conductor cross section flexible (ferrule, w/o plastic sleeve)	0.14 mm ² ... 2.5 mm ²
Flexible conductor cross section (ferrule with plastic sleeve)	0.14 mm ² ... 2.5 mm ²
2 conductors with the same cross section, flexible, with TWIN ferrule with plastic sleeve	0.5 mm ²
Nominal current	22 A
Maximum load current	22 A (with 4 mm ² conductor cross section, rigid)
Nominal voltage	800 V
Nominal cross section	2.5 mm ²

1st and 2nd level Connection cross sections directly pluggable

Double-level terminal block - PTTBS 2,5/2P-PV



3211262

<https://www.phoenixcontact.com/de/produkte/3211262>

Conductor cross section solid	0.34 mm ² ... 4 mm ²
Flexible conductor cross section flexible (ferrule, w/o plastic sleeve)	0.34 mm ² ... 2.5 mm ²
Flexible conductor cross section (ferrule with plastic sleeve)	0.34 mm ² ... 2.5 mm ²

Dimensions

Width	5.2 mm
End cover width	2.2 mm
Height NS 35/15	62.4 mm
Height NS 35/7,5	54.9 mm
Length	92.6 mm

Material specifications

Color	gray
Flammability rating according to UL 94	V0
Insulating material group	I
Insulating material	PA
Static insulating material application in cold	-60 °C
Temperature index of insulation material (DIN EN 60216-1 (VDE 0304-21))	125 °C
Relative insulation material temperature index (Elec., UL 746 B)	130 °C
Fire protection for rail vehicles (DIN EN 45545-2) R22	HL 1 - HL 3
Fire protection for rail vehicles (DIN EN 45545-2) R23	HL 1 - HL 3
Fire protection for rail vehicles (DIN EN 45545-2) R24	HL 1 - HL 3
Fire protection for rail vehicles (DIN EN 45545-2) R26	HL 1 - HL 3
Calorimetric heat release NFPA 130 (ASTM E 1354)	27,5 MJ/kg
Surface flammability NFPA 130 (ASTM E 162)	passed
Specific optical density of smoke NFPA 130 (ASTM E 662)	passed
Smoke gas toxicity NFPA 130 (SMP 800C)	passed

Electrical tests

Surge voltage test

Test voltage setpoint	7.3 kV
Result	Test passed
Short-time withstand current 2.5 mm ²	0.3 kA
Result	Test passed

Power-frequency withstand voltage

Test voltage setpoint	1.89 kV
Result	Test passed

Mechanical properties

Mechanical data

Open side panel	Yes
-----------------	-----

Mechanical tests

Attachment on the carrier

DIN rail/fixing support	NS 35
Test force setpoint	1 N
Result	Test passed

Environmental and real-life conditions

Needle-flame test

Time of exposure	30 s
Result	Test passed

Oscillation/broadband noise

Specification	DIN EN 50155 (VDE 0115-200):2008-03
	DIN EN 50155 (VDE 0115-200):2018-05
Spectrum	Service life test category 1, class B, body mounted
	Service life test category 1, class B, body mounted
Frequency	$f_1 = 5 \text{ Hz to } f_2 = 150 \text{ Hz}$
	$f_1 = 5 \text{ Hz to } f_2 = 150 \text{ Hz}$
ASD level	0.964 (m/s ²) ² /Hz
	0.964 (m/s ²) ² /Hz
Acceleration	0.58g
	0.58g
Test duration per axis	5 h
	5 h
Test directions	X-, Y- and Z-axis
	X-, Y- and Z-axis
Result	Test passed
	Test passed

Shocks

Specification	DIN EN 50155 (VDE 0115-200):2008-03
	DIN EN 50155 (VDE 0115-200):2018-05
Pulse shape	Half-sine
	Half-sine
Acceleration	5g
	5g
Shock duration	30 ms
	30 ms
Number of shocks per direction	3
	3
Test directions	X-, Y- and Z-axis (pos. and neg.)
	X-, Y- and Z-axis (pos. and neg.)
Result	Test passed

Double-level terminal block - PTTBS 2,5/2P-PV



3211262

<https://www.phoenixcontact.com/de/produkte/3211262>

	Test passed
--	-------------

Ambient conditions

Ambient temperature (operation)	-60 °C (max. operating temperature see derating curve)
Ambient temperature (storage/transport)	-25 °C ... 60 °C (for a short time, not exceeding 24 h, -60 °C to +70 °C)
Ambient temperature (assembly)	-5 °C ... 70 °C
Ambient temperature (actuation)	-5 °C ... 70 °C
Permissible humidity (storage/transport)	30 % ... 70 %

Standards and regulations

Connection in acc. with standard	IEC 60947-7-1
----------------------------------	---------------

Mounting

Mounting type	NS 35/7,5
	NS 35/15

Double-level terminal block - PTTBS 2,5/2P-PV

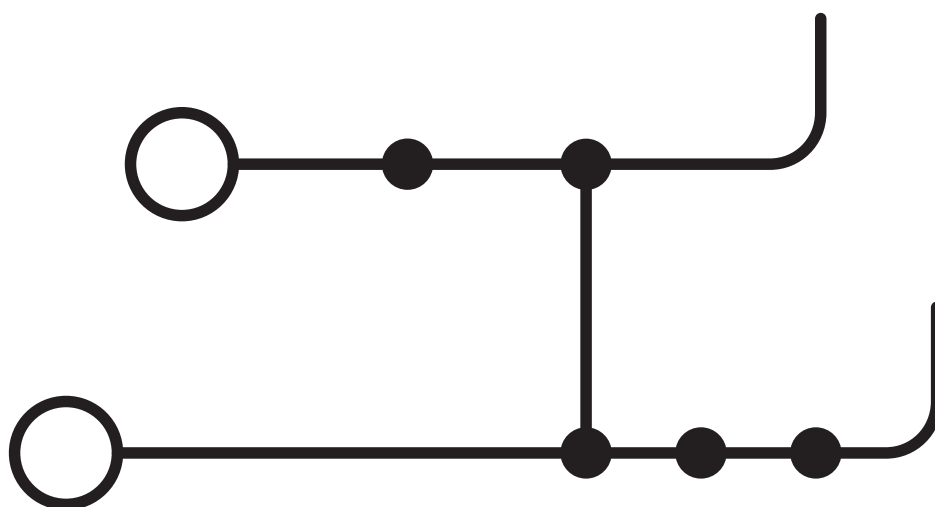


3211262

<https://www.phoenixcontact.com/de/produkte/3211262>

Drawings

Circuit diagram




Double-level terminal block - PTTBS 2,5/2P-PV





3211262

<https://www.phoenixcontact.com/de/produkte/3211262>

Approvals

 CSA Approval ID: 13631				
	Nominal Voltage U_N	Nominal Current I_N	Cross Section AWG	Cross Section mm^2
Use group B	600 V	20 A	26 - 12	-
Use group C	600 V	20 A	26 - 12	-

 EAC Approval ID: RU C-DE.BL08.B.00644				
---	--	--	--	--

 cULus Recognized Approval ID: E60425				
	Nominal Voltage U_N	Nominal Current I_N	Cross Section AWG	Cross Section mm^2
Use group B	600 V	20 A	26 - 12	-
Use group C	600 V	20 A	26 - 12	-

Double-level terminal block - PTTBS 2,5/2P-PV



3211262

<https://www.phoenixcontact.com/de/produkte/3211262>

Classifications

ECLASS

ECLASS-9.0	27141120
ECLASS-10.0.1	27141120
ECLASS-11.0	27141120

ETIM

ETIM 8.0	EC000897
----------	----------

UNSPSC

UNSPSC 21.0	39121400
-------------	----------

Double-level terminal block - PTTBS 2,5/2P-PV



3211262

<https://www.phoenixcontact.com/de/produkte/3211262>

Environmental Product Compliance

China RoHS	Environmentally friendly use period: unlimited = EFUP-e No hazardous substances above threshold values
------------	---

Phoenix Contact 2023 © - all rights reserved
<https://www.phoenixcontact.com>

PHOENIX CONTACT Deutschland GmbH
Flachmarktstraße 8
D-32825 Blomberg
+49 52 35/3-1 20 00
info@phoenixcontact.de