

Plug - PP-H 2,5/12 - 3209976

Please be informed that the data shown in this PDF Document is generated from our Online Catalog. Please find the complete data in the user's documentation. Our General Terms of Use for Downloads are valid (<http://phoenixcontact.com/download>)



Plug, Connection method: Push-in connection, Number of positions: 12, Cross section: 0.14 mm² - 4 mm², AWG: 26 - 12, Width: 62.4 mm, Height: 39 mm, Color: gray

The illustration shows 6-position versions

Product Features

- Large-surface labeling option
- The Push-in technology COMBI plugs for self-assembly provide solutions that users can implement themselves
- Tested for railway applications



Key commercial data

Packing unit	1 pc
Weight per Piece (excluding packing)	45.0 GRM
Custom tariff number	85366990
Country of origin	Poland

Technical data

General

Number of levels	1
Number of connections	1
Color	gray
Insulating material	PA
Inflammability class according to UL 94	V0
Area of application	Railway industry
	Mechanical engineering
	Plant engineering
Maximum load current	24 A (with 2.5 mm ² conductor cross section)
Rated surge voltage	6 kV

Plug - PP-H 2,5/12 - 3209976

Technical data

General

Pollution degree	3
Surge voltage category	III
Insulating material group	I
Connection in acc. with standard	IEC 61984
Nominal current I _N	24 A
Nominal voltage U _N	500 V
Open side panel	nein
Number of positions	12

Dimensions

Width	62.4 mm
Length	15.8 mm
Height	39 mm

Connection data

Connection in acc. with standard	IEC 61984
Connection method	Push-in connection
Conductor cross section solid min.	0.14 mm ²
Conductor cross section solid max.	4 mm ²
Conductor cross section AWG/kcmil min.	26
Conductor cross section AWG/kcmil max	12
Conductor cross section stranded min.	0.14 mm ²
Conductor cross section stranded max.	2.5 mm ²
Min. AWG conductor cross section, stranded	26
Max. AWG conductor cross section, stranded	14
Conductor cross section stranded, with ferrule without plastic sleeve min.	0.14 mm ²
Conductor cross section stranded, with ferrule without plastic sleeve max.	2.5 mm ²
Conductor cross section stranded, with ferrule with plastic sleeve min.	0.14 mm ²
Conductor cross section stranded, with ferrule with plastic sleeve max.	2.5 mm ²
2 conductors with same cross section, stranded, TWIN ferrules with plastic sleeve, max.	0.5 mm ²
Stripping length	10 mm
Internal cylindrical gage	A3

Classifications

eCl@ss

eCl@ss 4.0	272607xx
------------	----------

Plug - PP-H 2,5/12 - 3209976

Classifications

eCl@ss

eCl@ss 4.1	27260701
eCl@ss 5.0	27260701
eCl@ss 5.1	27260701
eCl@ss 6.0	27141151
eCl@ss 7.0	27141151
eCl@ss 8.0	27141151

ETIM

ETIM 2.0	EC000897
ETIM 3.0	EC000897
ETIM 4.0	EC002021
ETIM 5.0	EC002021

UNSPSC

UNSPSC 6.01	30211802
UNSPSC 7.0901	39121402
UNSPSC 11	39121402
UNSPSC 12.01	39121402
UNSPSC 13.2	39121402

Approvals

Approvals

Approvals

CSA / LR / GL / RS / ABS / NK / UL Recognized / cUL Recognized / BV / UL Recognized / cUL Recognized / cULus Recognized


Ex Approvals

Approvals submitted

Approval details

Plug - PP-H 2,5/12 - 3209976

Approvals

CSA 		
	B	C
mm ² /AWG/kcmil	26-12	26-12
Nominal current I _N	20 A	20 A
Nominal voltage U _N	300 V	300 V


LR


GL

RS

ABS

NK


UL Recognized 		
	B	C
mm ² /AWG/kcmil	26-12	26-12
Nominal current I _N	20 A	20 A
Nominal voltage U _N	300 V	300 V

cUL Recognized 		
	B	C
mm ² /AWG/kcmil	26-12	26-12
Nominal current I _N	20 A	20 A
Nominal voltage U _N	300 V	300 V


BV

Plug - PP-H 2,5/12 - 3209976


Approvals

UL Recognized 

	B	C	D
mm ² /AWG/kcmil	26-12	26-12	26-12
Nominal current I _N	20 A	20 A	5 A
Nominal voltage U _N	300 V	300 V	600 V

cUL Recognized 

	B	C	D
mm ² /AWG/kcmil	26-12	26-12	26-12
Nominal current I _N	20 A	20 A	5 A
Nominal voltage U _N	300 V	300 V	600 V

cULus Recognized 

Drawings

Circuit diagram

