

# Data Sheet

## RT016xxVBWC

Page 1/5

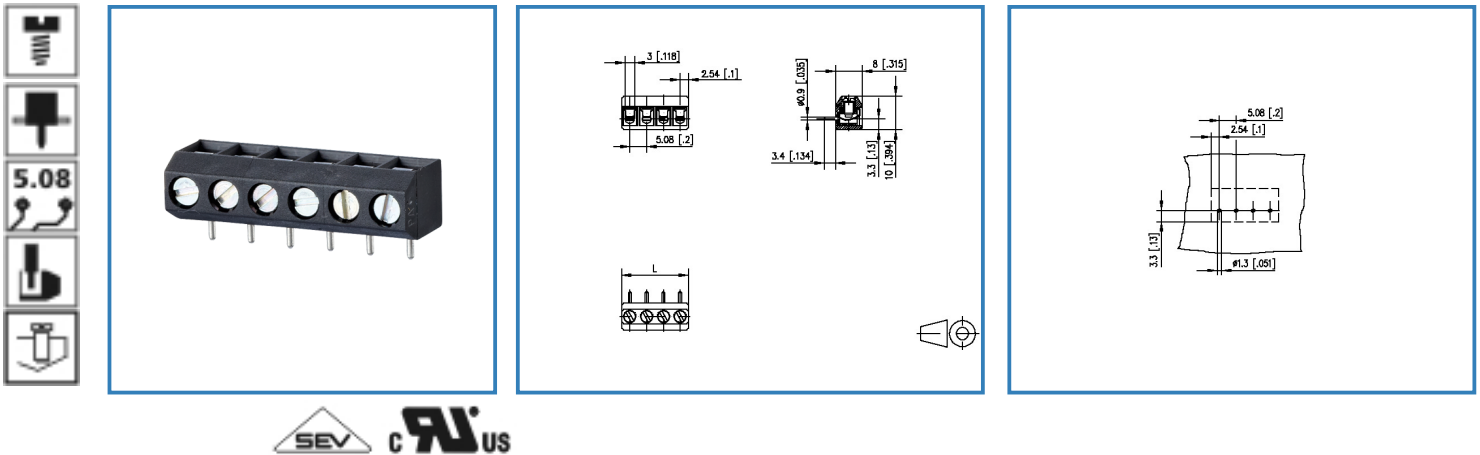
P/N

311631xx

xx=number of poles

2017/01/24

### Illustration



see enlarged drawing at the end of the document

### Product specification

- screw type terminal block, solderable
- centerline 5.08 mm, direction of connection vertical 0°
- wire protector, fittable without loss of poles
- color black

# Data Sheet

## RT016xxVBWC

Page 2/5

P/N

311631xx

xx=number of poles

2017/01/24

### Technical Data



#### General Data

Tightening torque SEV	0.4 Nm		
Tightening torque UL	3.5 lb-in		
Solder pin length	3.4 mm		
min. number of poles	2		
max. number of poles	16		
Insulating material class	CTI 600		
clearance/creepage dist.	2.6 mm		
protection category	IP 10		
Overvoltage category	III	III	II
Pollution degree	3	2	2
Rated voltage	200 V	500 V	500 V
Rated test voltage	2.5 kV	2.5 kV	2.5 kV

#### Connection data

Rated wiring solid wire	0.34 - 2 mm <sup>2</sup> / AWG 28 - 14		
Rated wiring stranded wire	0.34 - 1.5 mm <sup>2</sup> / AWG 28 - 14		

#### Approvals

 V / A / AWG	300 / 15 / 28 - 14		
 1.5 mm <sup>2</sup>	130 V / 13 A / T60		

#### Material

insulating material	PA66
flammability class	V0
Glow-Wire Flammability GWFI	960
Glow-Wire Flammability GWIT	775
terminal body material	CuZn
terminal body surface	Ni + Sn
screw surface	Zn Cr(VI)-frei/free
wire protector material	CuSn
wire protector surface	Sn
screw thread	M3

#### Climatic properties

upper limit temperature	105 °C
lower limit temperature	-40 °C

# Data Sheet

## RT016xxVBWC

Page 3/5

P/N

311631xx

xx=number of poles

2017/01/24

### General

solderability	Acc. to JEDEC JESD22-B102E 245°C/5s
Tolerance	ISO 2768 -mH

# Data Sheet

## RT016xxVBWC

Page 4/5

P/N

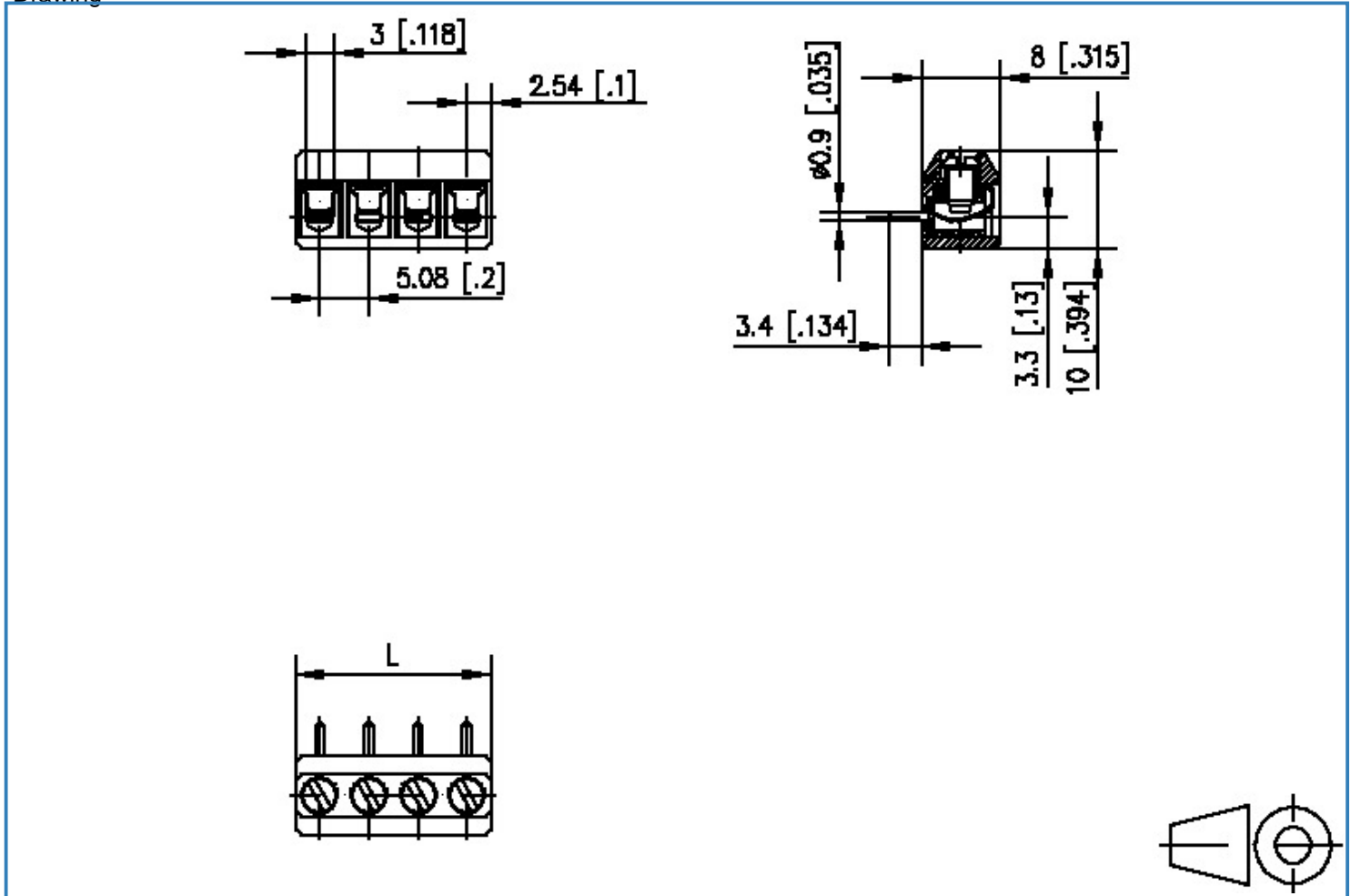
311631xx

xx=number of poles

2017/01/24

### Illustration

Drawing



$L = (\text{pole size} - 1) \times \text{centerline} + 5.08$  [0.2]

# Data Sheet

## RT016xxVBWC

Page 5/5

P/N

311631xx

xx=number of poles

2017/01/24

PCB Layout

