
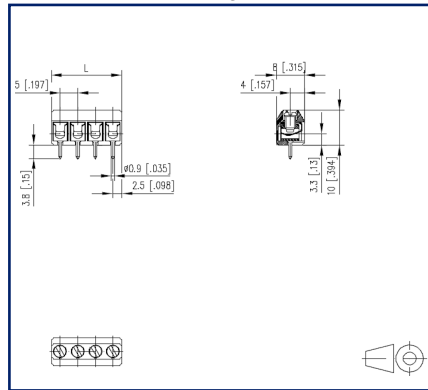


Data sheet
RT015xxHDWC Typ 001

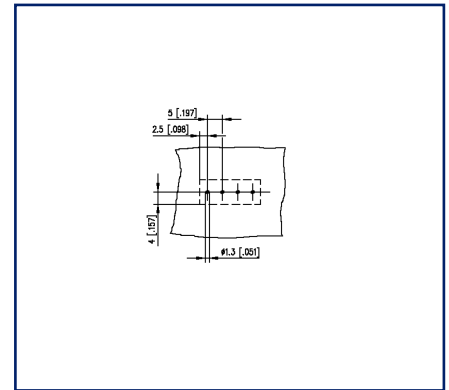
Illustrations



Dimensional drawing



Drill pattern



See enlarged drawings at the end of document

Product specification

- screw type terminal block, solderable
- centerline 5.00 mm, direction of connection 90°
- wire protector, fittable without loss of poles
- color gray

Technical Data

General Data


Tightening torque SEV	0.4 Nm		
Tightening torque UL	3.5 lb-in		
Solder pin length	3.8 mm		
min. number of poles	2		
max. number of poles	22		
Insulating material class	CTI 600		
clearance/creepage dist.	2.6 mm		
Protection category	IP10		
Min. insul. strip length	6 mm		
Rated current	17.5 A		
Overvoltage category	III	III	II
Pollution degree	3	2	2
Rated voltage	63 V	320 V	320 V
Rated test voltage	2.5 kV	2.5 kV	2.5 kV


Anschlussdaten

rat.wiring solid AWGmax	0.34 mm ² - 1.5 mm ² / AWG 22 - AWG 14		
rat.wiring strand.AWGmax	0.34 mm ² - 1.5 mm ² / AWG 22 - AWG 14		

Approvals

extended wiring UL	Wire range extended to No. 30 AWG for factory-wiring. Two same size wires No. 22-18 AWG Cu Sol/Str for field-wiring; No. 30-18 Cu Sol/Str factory-wiring.		
--------------------	-----------------------------------------------------------------------------------------------------------------------------------------------------------	--	--

 V / A / AWG	300 / 15 / 22 - 14		
approval UL - File No.	E121004		

 1.5 mm ²	130 V / 17.5 A / T60		
---------------------------------------------------------------------------------------------------------	----------------------	--	--

Material

insulating material	PA66		
flammability class	V0		
terminal body thread	M3		
terminal body material	CuZnPb		
terminal body surface	Ni + Sn		
screw thread	M3		
screw material	8,8		
screw surface	Zn Cr(VI)-frei/free		
wire protector material	CuSn		

U | Contact

Data sheet RT015xxHDWC Typ 001

Page 3/5

P/N
310011xx

xx=number of poles

2021/09/15

Version: AI

Technical Data

wire protector surface	Sn
Glow-Wire Flammability GWFI	960 °C acc. to IEC 60695-2-12
Glow-Wire Flammability GWIT	775 °C acc. to IEC 60695-2-13
REACH - substance (SVHC)	Lead / 7439-92-1

Climatic Data

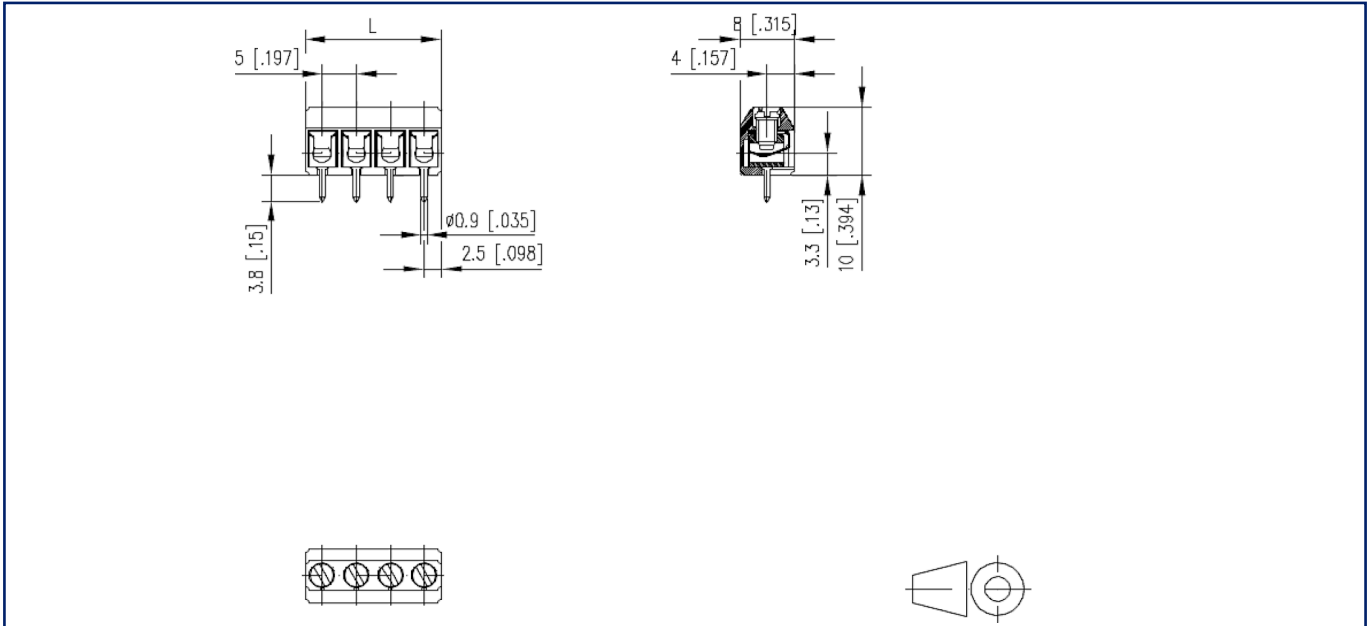
upper limit temperature	105 °C
lower limit temperature	-40 °C

general

Tolerance	ISO 2768 -mH
Solderability	Acc. to JEDEC JESD22-B102E 245°C/5s

Illustrations

Dimensional drawing



$L = (\text{pole size} - 1) \times \text{centerline} + 5 \text{ mm [0.197]}$

Illustrations

Drill pattern

