



FEATURES

- Low-profile surface-mount design
- Inductance Range from 85nH to 220nH
- Rated current up to 78A_{pk}
- Materials meet UL94V-0
- Custom inductance values available
- RoHS compliant
- J-STD-020 D.1 reflow

PRODUCT OVERVIEW

The 3000B series are a range of high-current, surface-mount bead inductors, suited to a variety of applications. The products are designed for noise suppression in high-frequency, high-current switching power supplies, DC-DC converters, DC-AC inverters and VRMs.

SELECTION GUIDE

Order Code	Inductance (1MHz, 0.1V)		I _{DC} ³ Typ.	I _{SAT} (Typ.) ⁴		DC Resistance	
	±20% nH	Typ. @ I _{DC} nH		25 °C A	100 °C A	Typ. mΩ	Max. mΩ
30850BC	85	84	37	78	71	0.29	0.42
30101BC	100	102	37	66	58	0.29	0.42
30121BC	114	112	37	59	50	0.29	0.42
30151BC	154	143	37	43	38	0.29	0.42
30221BC	200	169	29	32	29	0.29	0.42

ABSOLUTE MAXIMUM RATINGS

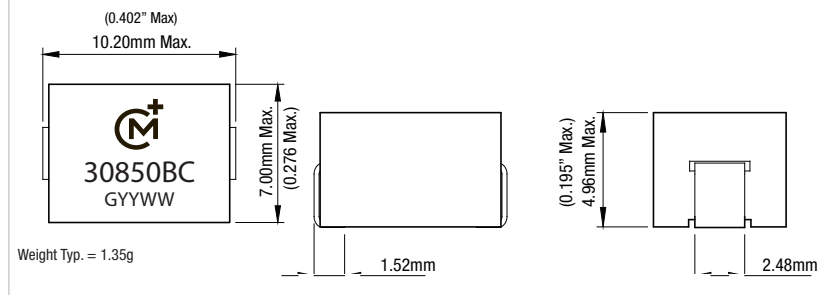
Operating temperature range	-40°C to +130°C
Storage temperature range	-40°C to +155°C

SOLDERING INFORMATION¹

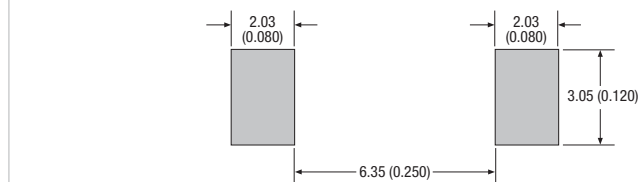
Peak reflow solder temperature	245°C
Pin finish	SAC305
Moisture sensitivity level ²	1

Mechanical Dimensions

Mechanical Dimensions



Recommended Pad Layout



Unless otherwise stated, all dimensions in mm (inches) ± 0.25 (0.010).

Specifications typical at T_A = 25°C

1 For further information, please visit www.murata-ps.com/rohs

2 Representative samples of the product were subjected to the conditioning described in IPC/JEDEC J-STD-020D and passed electrical testing, package coplanarity and visual inspection which revealed no external cracks or changes in package body flatness.

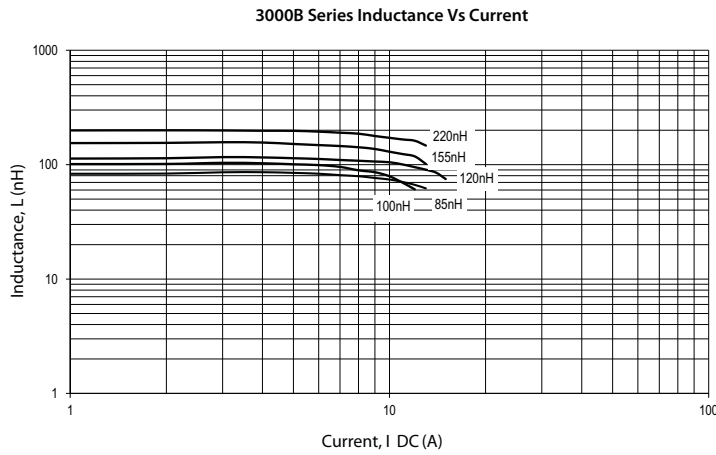
3 I_{DC} is the value at which the inductance falls to 80% of its nominal value or when its temperature reaches 40°C, whichever is sooner.

4 I_{SAT} is the value at which the inductance falls to 80% of its nominal value.

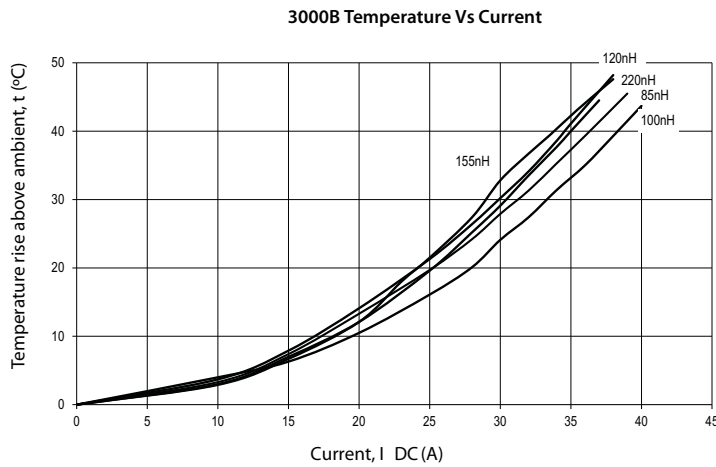


For full details go to
www.murata-ps.com/rohs

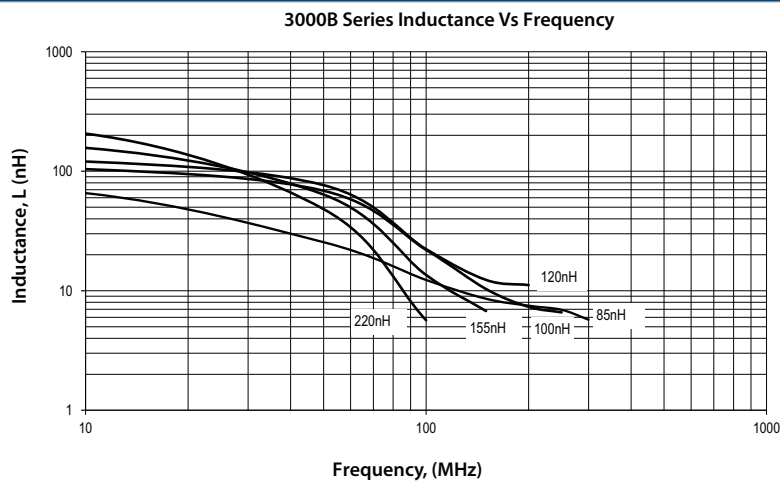
INDUCTANCE Vs CURRENT



TEMPERATURE Vs CURRENT

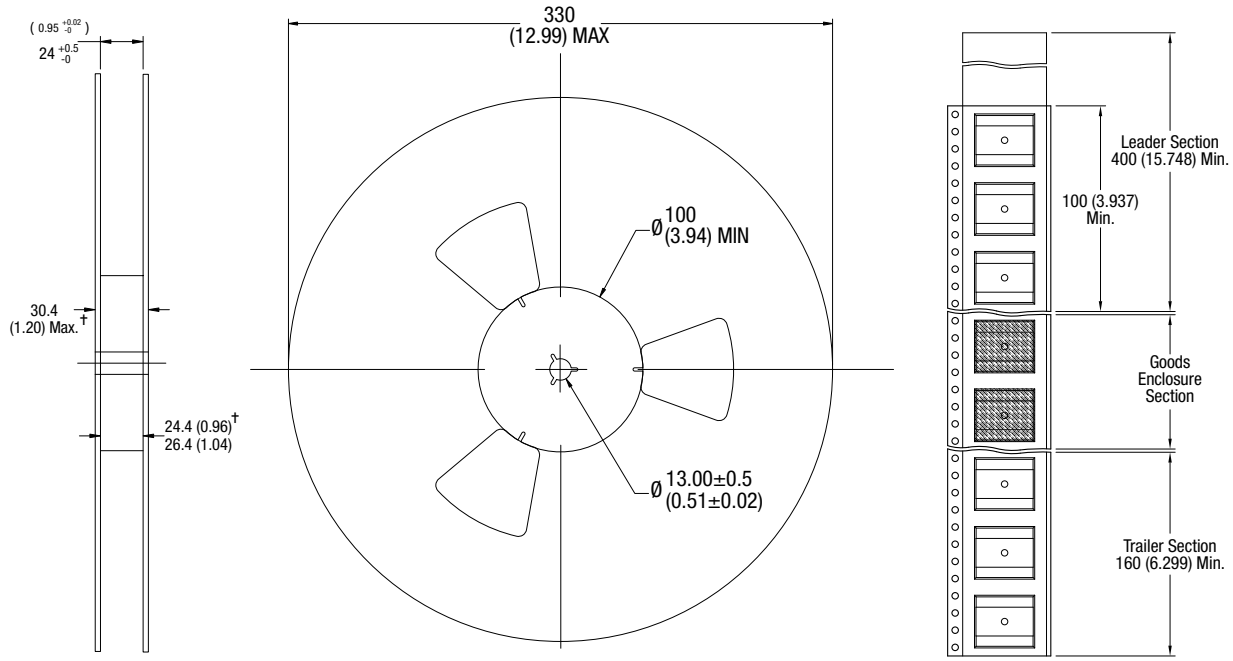


INDUCTANCE Vs FREQUENCY

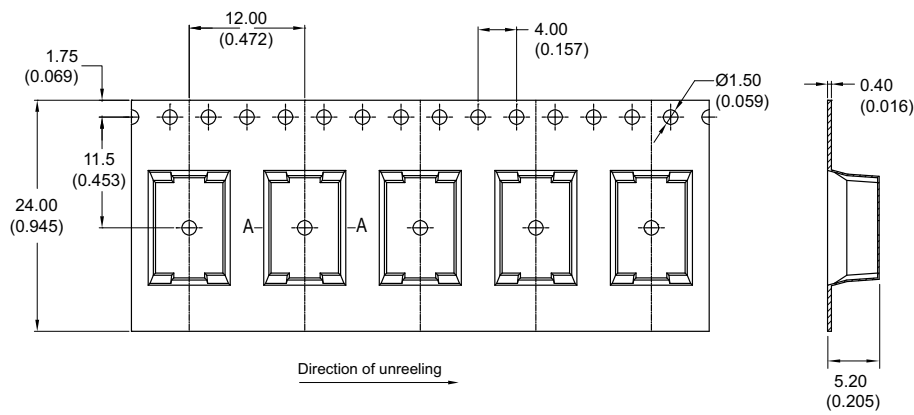


PACKAGE SPECIFICATIONS

Reel Dimensions



Reel Dimensions



Murata Power Solutions, Inc.
11 Cabot Boulevard, Mansfield, MA 02048-1151 U.S.A.
ISO 9001 and 14001 REGISTERED

Murata Power Solutions, Inc. makes no representation that the use of its products in the circuits described herein, or the use of other technical information contained herein, will not infringe upon existing or future patent rights. The descriptions contained herein do not imply the granting of licenses to make, use, or sell equipment constructed in accordance therewith. Specifications are subject to change without notice.
© 2013 Murata Power Solutions, Inc.