

Panel feed-through terminal block - UW 16-POT/S - 3073490

Please be informed that the data shown in this PDF Document is generated from our Online Catalog. Please find the complete data in the user's documentation. Our General Terms of Use for Downloads are valid (<http://phoenixcontact.com/download>)



Panel feed-through terminal block, Connection method: Screw connection, Cable lug connection, Load current : 101 A, Cross section: 6 mm² - 25 mm², AWG 10 - 4, Connection direction of the conductor to plug-in direction: 0 °, Width: 12.1 mm, Color: gray

Product Features

- Easy grouping with engagement pin versions
- Both terminal halves can be easily assembled by simply snapping them together
- Molded versions ensure maximum tightness of seal
- Touch-proof insulating housing in a new design
- Spacer plates increase clearances and creepage distances
- Universal screw connection with screw locking
- Automatic compensation of the panel thickness via the snap principle integrated in the insulation housing



Key Commercial Data

Packing unit	1 pc
Weight per Piece (excluding packing)	29.2 g
Custom tariff number	85369010
Country of origin	China

Technical data

General

Number of levels	1
Number of connections	2
Nominal cross section	16 mm ²
Color	gray
Insulating material	PA
Flammability rating according to UL 94	V0
Maximum load current	101 A (with 25 mm ² conductor cross section)

Panel feed-through terminal block - UW 16-POT/S - 3073490

Technical data

General

Rated surge voltage	6 kV
Degree of pollution	3
Overvoltage category	III
Insulating material group	I
Connection in acc. with standard	IEC 60947-7-1
Nominal current I_N	76 A
Maximum load current	101 A (with 25 mm ² conductor cross section)
Nominal voltage U_N	800 V (with spacer plate)
Open side panel	No
Number of positions	1

Dimensions

Width	12.1 mm
Plate thickness	1 mm ... 6 mm

Connection data

Note	Terminal sleeve
Connection side	Outside
Connection method	Screw connection
Note	Note: Product releases, connection cross sections and notes on connecting aluminum cables can be found in the download area.
Conductor cross section solid min.	6 mm ²
Conductor cross section solid max.	25 mm ²
Conductor cross section flexible min.	6 mm ²
Conductor cross section flexible max.	16 mm ²
Conductor cross section AWG min.	10
Conductor cross section AWG max.	4
Conductor cross section flexible, with ferrule without plastic sleeve min.	6 mm ²
Conductor cross section flexible, with ferrule without plastic sleeve max.	16 mm ²
Conductor cross section flexible, with ferrule with plastic sleeve min.	6 mm ²
Conductor cross section flexible, with ferrule with plastic sleeve max.	16 mm ²
2 conductors with same cross section, solid min.	2.5 mm ²
2 conductors with same cross section, solid max.	10 mm ²
2 conductors with same cross section, stranded min.	2.5 mm ²
2 conductors with same cross section, stranded max.	6 mm ²
2 conductors with same cross section, stranded, ferrules without plastic sleeve, min.	4 mm ²
2 conductors with same cross section, stranded, ferrules without plastic sleeve, max.	6 mm ²

Panel feed-through terminal block - UW 16-POT/S - 3073490

Technical data

Connection data

2 conductors with same cross section, stranded, TWIN ferrules with plastic sleeve, min.	4 mm ²
2 conductors with same cross section, stranded, TWIN ferrules with plastic sleeve, max.	6 mm ²
Stripping length	16 mm
Internal cylindrical gage	B7
Screw thread	M5
Tightening torque, min	2 Nm
Tightening torque max	2.3 Nm
Connection side	Inside
Connection method	Cable lug connection

Standards and Regulations

Connection in acc. with standard	UL
	IEC 60947-7-1
Flammability rating according to UL 94	V0

Classifications

eCl@ss

eCl@ss 4.0	27141131
eCl@ss 4.1	27141131
eCl@ss 5.0	27141134
eCl@ss 5.1	27141134
eCl@ss 6.0	27141134
eCl@ss 7.0	27141134
eCl@ss 8.0	27141134

ETIM

ETIM 2.0	EC001283
ETIM 3.0	EC001283
ETIM 4.0	EC001283
ETIM 5.0	EC001283

UNSPSC

UNSPSC 6.01	30211811
UNSPSC 7.0901	39121410
UNSPSC 11	39121410
UNSPSC 12.01	39121410

Panel feed-through terminal block - UW 16-POT/S - 3073490

Classifications

UNSPSC

UNSPSC 13.2	39121410
-------------	----------

Approvals

Approvals


Approvals

UL Recognized / EAC

Ex Approvals

Approvals submitted

Approval details

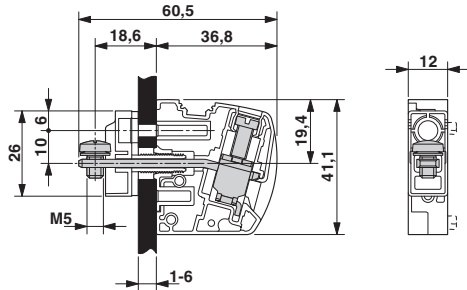
UL Recognized 		
	B	C
mm ² /AWG/kcmil	10-4	10-4
Nominal current I _N	85 A	85 A
Nominal voltage U _N	600 V	600 V

EAC

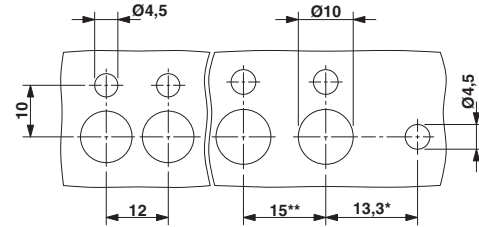
Drawings

Panel feed-through terminal block - UW 16-POT/S - 3073490

Dimensional drawing



Dimensional drawing



* Only when using the UW...-F flange plate

** Dimensions when using the DP-UW... spacer plate