


# Ground modular terminal block - PT 6-QUATTRO/2P-PE



3061842

<https://www.phoenixcontact.com/de/produkte/3061842>

Please be informed that the data shown in this PDF document is generated from our Online Catalog. Please find the complete data in the user documentation. Our General Terms of Use for Downloads are valid.



Ground modular terminal block, number of connections: 4, connection method: Push-in / plug connection, cross section: 0.5 mm<sup>2</sup> - 10 mm<sup>2</sup>, mounting type: NS 35/7,5, NS 35/15, color: green-yellow

## Your advantages

- The Push-in connection terminal blocks are characterized by the system features of the CLIPLINE complete system and by easy and tool-free wiring of conductors with ferrules or solid conductors
- The compact design and front connection enable wiring in a confined space
- In addition to the testing facility in the double function shaft, all terminal blocks provide an additional test connection
- Tested for railway applications

## Commercial Data

Item number	3061842
Packing unit	50 pc
Minimum order quantity	50 pc
Sales Key	A1 - Reihenklennen
Product Key	BE2242
Catalog Page	Page 347 (C-1-2019)
GTIN	4046356649254
Weight per Piece (including packing)	28,819 g
Weight per Piece (excluding packing)	28,819 g
Customs tariff number	85369010
Country of origin	CN

# Ground modular terminal block - PT 6-QUATTRO/2P-PE



3061842

<https://www.phoenixcontact.com/de/produkte/3061842>

## Technical Data

### Product properties

Product type	Ground terminal block
Area of application	Railway industry
	Machine building
	Plant engineering
Number of connections	4
Number of rows	1

### Insulation characteristics

Overvoltage category	III
Degree of pollution	3

### Electrical properties

Rated surge voltage	8 kV
Maximum power dissipation for nominal condition	1.31 W

### Connection data

Grounding foot	Yes
Number of connections per level	4
Nominal cross section	6 mm <sup>2</sup>
Note	Please observe the current carrying capacity of the DIN rails.
Stripping length	12 mm
Internal cylindrical gage	A5
Connection in acc. with standard	IEC 61984
Conductor cross section solid	0.5 mm <sup>2</sup> ... 10 mm <sup>2</sup>
Cross section AWG	20 ... 8 (converted acc. to IEC)
Conductor cross section flexible	0.5 mm <sup>2</sup> ... 10 mm <sup>2</sup>
Conductor cross section, flexible [AWG]	20 ... 8 (converted acc. to IEC)
Flexible conductor cross section flexible (ferrule, w/o plastic sleeve)	0.5 mm <sup>2</sup> ... 6 mm <sup>2</sup>
Flexible conductor cross section (ferrule with plastic sleeve)	0.5 mm <sup>2</sup> ... 6 mm <sup>2</sup>
2 conductors with the same cross section, flexible, with TWIN ferrule with plastic sleeve	0.5 mm <sup>2</sup> ... 2.5 mm <sup>2</sup> When using TWIN ferrules, we recommend a minimum ferrule length of 13 mm.

### Connection cross sections directly pluggable

Conductor cross section solid	1 mm <sup>2</sup> ... 10 mm <sup>2</sup>
Flexible conductor cross section flexible (ferrule, w/o plastic sleeve)	1 mm <sup>2</sup> ... 6 mm <sup>2</sup>
Flexible conductor cross section (ferrule with plastic sleeve)	1 mm <sup>2</sup> ... 6 mm <sup>2</sup>

### Dimensions

Width	8.2 mm
End cover width	2.2 mm

# Ground modular terminal block - PT 6-QUATTRO/2P-PE



3061842

<https://www.phoenixcontact.com/de/produkte/3061842>

Height NS 35/15	51 mm
Height NS 35/7,5	43.5 mm
Length	99.8 mm

## Material specifications

Color	green-yellow
Flammability rating according to UL 94	V0
Insulating material group	I
Insulating material	PA
Static insulating material application in cold	-60 °C
Temperature index of insulation material (DIN EN 60216-1 (VDE 0304-21))	130 °C
Relative insulation material temperature index (Elec., UL 746 B)	130 °C
Fire protection for rail vehicles (DIN EN 45545-2) R22	HL 1 - HL 3
Fire protection for rail vehicles (DIN EN 45545-2) R23	HL 1 - HL 3
Fire protection for rail vehicles (DIN EN 45545-2) R24	HL 1 - HL 3
Fire protection for rail vehicles (DIN EN 45545-2) R26	HL 1 - HL 3
Calorimetric heat release NFPA 130 (ASTM E 1354)	28 MJ/kg
Surface flammability NFPA 130 (ASTM E 162)	passed
Specific optical density of smoke NFPA 130 (ASTM E 662)	passed
Smoke gas toxicity NFPA 130 (SMP 800C)	passed

## Mechanical properties

### Mechanical data

Open side panel	Yes
-----------------	-----

## Environmental and real-life conditions

### Oscillation/broadband noise

Specification	DIN EN 50155 (VDE 0115-200):2008-03
Spectrum	Service life test category 1, class B, body mounted
Frequency	$f_1 = 5 \text{ Hz}$ to $f_2 = 150 \text{ Hz}$
ASD level	$0.964 \text{ (m/s}^2\text{)}^2\text{/Hz}$
Acceleration	0.58g
Test duration per axis	5 h
Test directions	X-, Y- and Z-axis
Result	Test passed

### Shocks

Specification	DIN EN 50155 (VDE 0115-200):2008-03
Pulse shape	Half-sine
Acceleration	5g
Shock duration	30 ms
Number of shocks per direction	3
Test directions	X-, Y- and Z-axis (pos. and neg.)

# Ground modular terminal block - PT 6-QUATTRO/2P-PE



3061842

<https://www.phoenixcontact.com/de/produkte/3061842>

Result	Test passed
--------	-------------

## Ambient conditions

Ambient temperature (operation)	-60 °C ... 105 °C (max. short-term operating temperature RTI Elec.)
Ambient temperature (storage/transport)	-25 °C ... 60 °C (for a short time, not exceeding 24 h, -60 °C to +70 °C)
Ambient temperature (assembly)	-5 °C ... 70 °C
Ambient temperature (actuation)	-5 °C ... 70 °C
Permissible humidity (storage/transport)	30 % ... 70 %

## Standards and regulations

Connection in acc. with standard	IEC 61984
----------------------------------	-----------

## Mounting

Mounting type	NS 35/7,5
	NS 35/15

# Ground modular terminal block - PT 6-QUATTRO/2P-PE

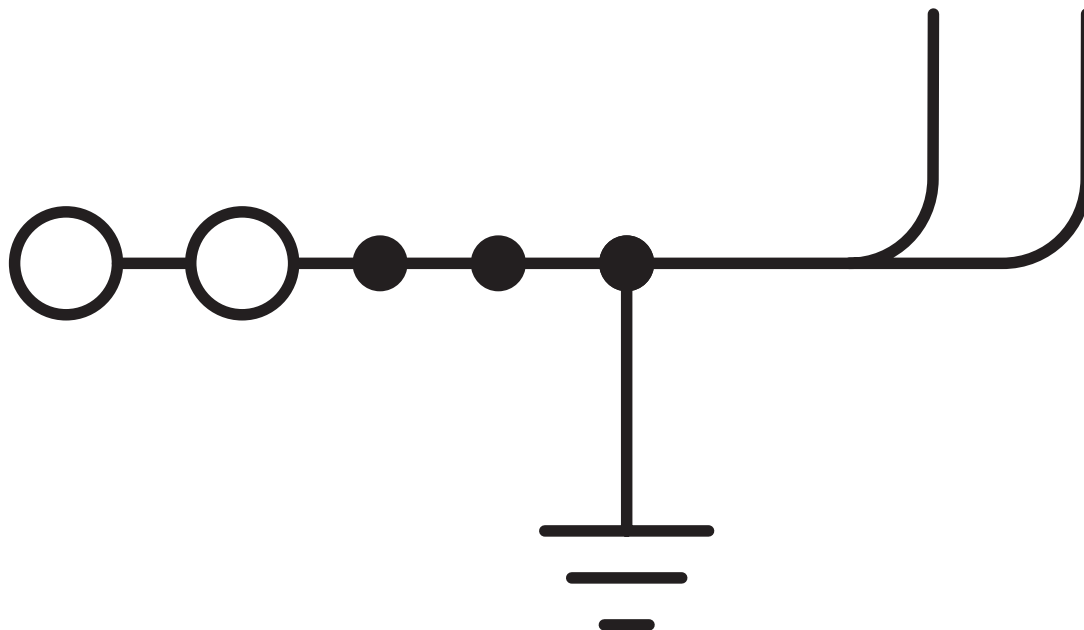


3061842

<https://www.phoenixcontact.com/de/produkte/3061842>

## Drawings

Circuit diagram




# Ground modular terminal block - PT 6-QUATTRO/2P-PE




3061842


<https://www.phoenixcontact.com/de/produkte/3061842>

## Approvals


 <b>CSA</b> Approval ID: 13631				
	Nominal Voltage $U_N$	Nominal Current $I_N$	Cross Section AWG	Cross Section $mm^2$
Use group B			20 - 8	-
Use group C			20 - 8	-
Use group D			20 - 8	-

 <b>IECEE CB Scheme</b> Approval ID: DE1-64372_B1_B2				
	Nominal Voltage $U_N$	Nominal Current $I_N$	Cross Section AWG	Cross Section $mm^2$
	1000 V		-	-

 <b>EAC</b> Approval ID: RU C-DE.AI30.B.01102				
---	--	--	--	--

 <b>EAC</b> Approval ID: RU C-DE.BL08.B.00644				
---	--	--	--	--

 <b>VDE Zeichengenehmigung</b> Approval ID: 40043445				
	Nominal Voltage $U_N$	Nominal Current $I_N$	Cross Section AWG	Cross Section $mm^2$
	1000 V		-	0.5 - 6

 <b>cULus Recognized</b> Approval ID: E60425				
	Nominal Voltage $U_N$	Nominal Current $I_N$	Cross Section AWG	Cross Section $mm^2$
Use group B			20 - 8	-
Use group C			20 - 8	-

# Ground modular terminal block - PT 6-QUATTRO/2P-PE



3061842

<https://www.phoenixcontact.com/de/produkte/3061842>

## Classifications

### ECLASS

ECLASS-9.0	27141141
ECLASS-10.0.1	27141141
ECLASS-11.0	27141141

### ETIM

ETIM 8.0	EC000901
----------	----------

### UNSPSC

UNSPSC 21.0	39121400
-------------	----------

# Ground modular terminal block - PT 6-QUATTRO/2P-PE



3061842

<https://www.phoenixcontact.com/de/produkte/3061842>

## Environmental Product Compliance

China RoHS	Environmentally friendly use period: unlimited = EFUP-e
	No hazardous substances above threshold values

Phoenix Contact 2023 © - all rights reserved  
<https://www.phoenixcontact.com>

PHOENIX CONTACT Deutschland GmbH  
Flachmarktstraße 8  
D-32825 Blomberg  
+49 52 35/3-1 20 00  
[info@phoenixcontact.de](mailto:info@phoenixcontact.de)