

Ground modular terminal block - UT 4-TWIN/ 1P-PE - 3060283

Please be informed that the data shown in this PDF Document is generated from our Online Catalog. Please find the complete data in the user's documentation. Our General Terms of Use for Downloads are valid (<http://phoenixcontact.com/download>)



Ground modular terminal block, Connection method: Screw/plug-in connection, Cross section: 0.14 mm² - 6 mm², AWG: 26 - 10, Width: 6.2 mm, Color: green-yellow, Mounting type: NS 35/7,5, NS 35/15

Product Features

- Same shape and pitch as the feed-through terminal blocks
- Contact is made free from mechanical and electrical errors by simply snapping onto the DIN rail
- All the requirements of standards IEC 61984 and IEC 60947-7-2 are met



Key Commercial Data

Packing unit	1 pc
Weight per Piece (excluding packing)	16.98 g
Custom tariff number	85369010
Country of origin	Poland

Technical data

General

Number of levels	1
Number of connections	3
Nominal cross section	4 mm ²
Color	green-yellow
Insulating material	PA
Flammability rating according to UL 94	V0
Rated surge voltage	6 kV
Pollution degree	3
Overvoltage category	III
Insulating material group	I
Connection in acc. with standard	IEC 61984

Ground modular terminal block - UT 4-TWIN/ 1P-PE - 3060283

Technical data

General

Open side panel	ja
-----------------	----

Dimensions

Width	6.2 mm
End cover width	2.2 mm
Length	55.7 mm
Height NS 35/7,5	47.5 mm
Height NS 35/15	55 mm

Connection data

Note	Please observe the current carrying capacity of the DIN rails.
Connection method	Screw/plug-in connection
Connection in acc. with standard	IEC 61984
Conductor cross section solid min.	0.14 mm ²
Conductor cross section solid max.	6 mm ²
Conductor cross section AWG min.	26
Conductor cross section AWG max.	10
Conductor cross section flexible min.	0.14 mm ²
Conductor cross section flexible max.	6 mm ²
Min. AWG conductor cross section, flexible	26
Max. AWG conductor cross section, flexible	10
Conductor cross section flexible, with ferrule without plastic sleeve min.	0.14 mm ²
Conductor cross section flexible, with ferrule without plastic sleeve max.	4 mm ²
Conductor cross section flexible, with ferrule with plastic sleeve min.	0.14 mm ²
Conductor cross section flexible, with ferrule with plastic sleeve max.	4 mm ²
2 conductors with same cross section, solid min.	0.14 mm ²
2 conductors with same cross section, solid max.	1.5 mm ²
2 conductors with same cross section, stranded min.	0.14 mm ²
2 conductors with same cross section, stranded max.	1.5 mm ²
2 conductors with same cross section, stranded, TWIN ferrules with plastic sleeve, min.	0.5 mm ²
2 conductors with same cross section, stranded, TWIN ferrules with plastic sleeve, max.	1 mm ²
2 conductors with same cross section, stranded, ferrules without plastic sleeve, min.	0.14 mm ²
2 conductors with same cross section, stranded, ferrules without plastic sleeve, max.	1.5 mm ²
Stripping length	9 mm
Internal cylindrical gage	A4
Screw thread	M3

Ground modular terminal block - UT 4-TWIN/ 1P-PE - 3060283

Technical data

Connection data

Tightening torque, min	0.6 Nm
Tightening torque max	0.8 Nm

Standards and Regulations

Connection in acc. with standard	CSA
	IEC 61984
Flammability rating according to UL 94	V0

Classifications

eCl@ss

eCl@ss 4.0	27141118
eCl@ss 4.1	27141118
eCl@ss 5.0	27141118
eCl@ss 5.1	27141118
eCl@ss 6.0	27141141
eCl@ss 7.0	27141141
eCl@ss 8.0	27141141
eCl@ss 9.0	27141141

ETIM

ETIM 2.0	EC000901
ETIM 3.0	EC000901
ETIM 4.0	EC000901
ETIM 5.0	EC000901

UNSPSC

UNSPSC 6.01	30211811
UNSPSC 7.0901	39121410
UNSPSC 11	39121410
UNSPSC 12.01	39121410
UNSPSC 13.2	39121410

Approvals

Approvals

Ground modular terminal block - UT 4-TWIN/ 1P-PE - 3060283

Approvals


Approvals


UL Recognized / cUL Recognized / CSA / EAC / cULus Recognized


Ex Approvals

Approvals submitted

Approval details

UL Recognized 	
mm ² /AWG/kcmil	26-10

cUL Recognized 		
	B	C
mm ² /AWG/kcmil	26-10	26-10

CSA 	
mm ² /AWG/kcmil	26-10

EAC

cULus Recognized 
--

Drawings

Ground modular terminal block - UT 4-TWIN/ 1P-PE - 3060283

Circuit diagram

