

Plug - UP 4/12 - 3060225

Please be informed that the data shown in this PDF Document is generated from our Online Catalog. Please find the complete data in the user's documentation. Our General Terms of Use for Downloads are valid (<http://phoenixcontact.com/download>)



Plug, Connection method: Screw connection, Number of positions: 12, Cross section: 0.2 mm² - 6 mm², AWG: 24 - 10, Width: 74.4 mm, Height: 41.2 mm, Color: gray

Product Features

- Screw actuation from the side
- Conductor connection from above
- The plug design enables space-saving potential distribution by using four-conductor terminal blocks with two slots



Key commercial data

Packing unit	1 pc
Weight per Piece (excluding packing)	59.05 GRM
Custom tariff number	85366990
Country of origin	Poland

Technical data

General

Number of levels	1
Number of connections	12
Color	gray
Insulating material	PA
Inflammability class according to UL 94	V0
Maximum load current	32 A (with 6 mm ² conductor cross section)
Rated surge voltage	8 kV
Pollution degree	3
Surge voltage category	III
Insulating material group	I
Connection in acc. with standard	IEC 61984

Plug - UP 4/12 - 3060225

Technical data

General

Maximum load current	32 A (with 6 mm ² conductor cross section)
Nominal current I _N	32 A
Nominal voltage U _N	800 V
Maximum load current	32 A (with 6 mm ² conductor cross section)
Number of positions	12

Dimensions

Width	74.4 mm
Length	21 mm
Height	41.2 mm
	24.80 mm

Connection data

Connection in acc. with standard	IEC 61984
Connection method	Screw connection
Conductor cross section solid min.	0.2 mm ²
Conductor cross section solid max.	6 mm ²
Conductor cross section AWG/kcmil min.	24
Conductor cross section AWG/kcmil max.	10
Conductor cross section stranded min.	0.2 mm ²
Conductor cross section stranded max.	6 mm ²
Min. AWG conductor cross section, stranded	24
Max. AWG conductor cross section, stranded	10
Conductor cross section stranded, with ferrule without plastic sleeve min.	0.25 mm ²
Conductor cross section stranded, with ferrule without plastic sleeve max.	4 mm ²
Conductor cross section stranded, with ferrule with plastic sleeve min.	0.25 mm ²
Conductor cross section stranded, with ferrule with plastic sleeve max.	4 mm ²
2 conductors with same cross section, solid min.	0.2 mm ²
2 conductors with same cross section, solid max.	1.5 mm ²
2 conductors with same cross section, stranded min.	0.2 mm ²
2 conductors with same cross section, stranded max.	1.5 mm ²
2 conductors with same cross section, stranded, TWIN ferrules with plastic sleeve, min.	0.5 mm ²
2 conductors with same cross section, stranded, TWIN ferrules with plastic sleeve, max.	1.5 mm ²
2 conductors with same cross section, stranded, ferrules without plastic sleeve, min.	0.25 mm ²
2 conductors with same cross section, stranded, ferrules without plastic sleeve, max.	1.5 mm ²
Stripping length	9 mm

Plug - UP 4/12 - 3060225

Technical data

Connection data

Internal cylindrical gage	A4
Screw thread	M3
Tightening torque, min	0.6 Nm
Tightening torque max	0.8 Nm

Classifications

eCl@ss

eCl@ss 4.0	272607xx
eCl@ss 4.1	27260701
eCl@ss 5.0	27260701
eCl@ss 5.1	27260701
eCl@ss 6.0	27141120
eCl@ss 7.0	27141120

ETIM

ETIM 2.0	EC000897
ETIM 3.0	EC000897
ETIM 4.0	EC002021
ETIM 5.0	EC002021

UNSPSC

UNSPSC 6.01	30211802
UNSPSC 7.0901	39121402
UNSPSC 11	39121402
UNSPSC 12.01	39121402
UNSPSC 13.2	39121402

Approvals

Approvals

Approvals

UL Recognized / cUL Recognized / EAC / CSA / cULus Recognized


Ex Approvals


Plug - UP 4/12 - 3060225

Approvals


Approvals submitted

Approval details

UL Recognized 		
	B	C
mm ² /AWG/kcmil	26-10	26-10
Nominal current I _N	30 A	30 A
Nominal voltage U _N	600 V	600 V

cUL Recognized 		
	B	C
mm ² /AWG/kcmil	26-10	26-10
Nominal current I _N	30 A	30 A
Nominal voltage U _N	600 V	600 V

EAC

CSA 		
	B	C
mm ² /AWG/kcmil	26-10	26-10
Nominal current I _N	30 A	30 A
Nominal voltage U _N	600 V	600 V

cULus Recognized 		
--	--	--

Drawings

Plug - UP 4/12 - 3060225

Circuit diagram

