

## Distribution block - PTFIX 6X1,5-G RD - 3002877

Please be informed that the data shown in this PDF Document is generated from our Online Catalog. Please find the complete data in the user's documentation. Our General Terms of Use for Downloads are valid (<http://phoenixcontact.com/download>)



Distribution block, internally jumpered, nom. voltage: 500 V, nominal current: 17.5 A, connection method: Push-in connection, number of connections: 6, cross section: 0.14 mm<sup>2</sup> - 1.5 mm<sup>2</sup>, AWG: 26 - 16, width: 14.7 mm, height: 17.6 mm, color: red, mounting type: adhesive

The figure shows the product in gray

### Why buy this product

- Space-saving, thanks to the compact design
- Flexible use, thanks to DIN rail and direct mounting
- Space-saving potential distribution, thanks to compact micro potential distributors
- Convenient test options, thanks to test openings at every terminal point
- Clear arrangement thanks to marking of all terminal points

### Key Commercial Data

|                                      |   |
|--------------------------------------|---|
| Packing unit                         | 1 STK   |
| Minimum order quantity               | 20 STK  |
| GTIN                                 | <br>4 055626 432847 |
| GTIN                                 | 4055626432847   |
| Weight per Piece (excluding packing) | 6.000 g   |
| Custom tariff number                 | 85369010  |
| Country of origin                    | Poland  |

### Technical data

#### General

|                       |   |
|-----------------------|---|
| Note                  | Notes on operation The blocks can be bridged with one another via the conductor shaft. For corresponding plug-in bridges, see accessories |
| Number of levels      | 1   |
| Number of connections | 6   |

## Distribution block - PTFIX 6X1,5-G RD - 3002877

### Technical data

#### General

|   |                                     |
|---|-------------------------------------|
| Potentials  | 1                                   |
| Nominal cross section   | 1.5 mm <sup>2</sup>                 |
| Color   | red                                 |
| Insulating material   | PA                                  |
| Flammability rating according to UL 94                                  | V0                                  |
| Rated surge voltage   | 6 kV                                |
| Degree of pollution   | 3                                   |
| Overvoltage category  | III                                 |
| Insulating material group   | I                                   |
| Maximum power dissipation for nominal condition                         | 0.56 W                              |
| Ambient temperature (operation)   | -60 °C ... 130 °C                   |
| Maximum load current  | 17.5 A                              |
| Nominal current I <sub>N</sub>  | 17.5 A                              |
| Nominal voltage U <sub>N</sub>  | 500 V                               |
| Open side panel   | No                                  |
| Shock protection test specification                                     | DIN EN 50274 (VDE 0660-514):2002-11 |
| Back of the hand protection   | guaranteed                          |
| Finger protection   | guaranteed                          |
| Result of thermal test  | Test passed                         |
| Proof of thermal characteristics (needle flame) effective duration      | 30 s                                |
| Relative insulation material temperature index (Elec., UL 746 B)        | 130 °C                              |
| Temperature index of insulation material (DIN EN 60216-1 (VDE 0304-21)) | 130 °C                              |
| Static insulating material application in cold                          | -60 °C                              |
| Behavior in fire for rail vehicles (DIN 5510-2)                         | Test passed                         |
| Flame test method (DIN EN 60695-11-10)                                  | V0                                  |
| Oxygen index (DIN EN ISO 4589-2)  | >32 %                               |
| NF F16-101, NF F10-102 Class I  | 2                                   |
| NF F16-101, NF F10-102 Class F  | 2                                   |
| Surface flammability NFPA 130 (ASTM E 162)                              | passed                              |
| Specific optical density of smoke NFPA 130 (ASTM E 662)                 | passed                              |
| Smoke gas toxicity NFPA 130 (SMP 800C)                                  | passed                              |
| Calorimetric heat release NFPA 130 (ASTM E 1354)                        | 28 MJ/kg                            |
| Fire protection for rail vehicles (DIN EN 45545-2) R22                  | HL 1 - HL 3                         |
| Fire protection for rail vehicles (DIN EN 45545-2) R23                  | HL 1 - HL 3                         |
| Fire protection for rail vehicles (DIN EN 45545-2) R24                  | HL 1 - HL 3                         |
| Fire protection for rail vehicles (DIN EN 45545-2) R26                  | HL 1 - HL 3                         |

#### Dimensions

## Distribution block - PTFIX 6X1,5-G RD - 3002877

### Technical data

#### Dimensions

|        |         |
|--------|---------|
| Width  | 14.7 mm |
| Length | 20 mm   |
| Height | 17.6 mm |

#### Connection data

|  |                      |
|--|----------------------|
| Connection method  | Push-in connection   |
| Connection in acc. with standard   | IEC 60998-2-2        |
| Conductor cross section solid min.   | 0.14 mm <sup>2</sup> |
| Conductor cross section solid max.   | 1.5 mm <sup>2</sup>  |
| Conductor cross section AWG min.   | 26                   |
| Conductor cross section AWG max.   | 16                   |
| Conductor cross section flexible min.                                      | 0.14 mm <sup>2</sup> |
| Conductor cross section flexible max.                                      | 1.5 mm <sup>2</sup>  |
| Min. AWG conductor cross section, flexible                                 | 26                   |
| Max. AWG conductor cross section, flexible                                 | 16                   |
| Conductor cross section flexible, with ferrule without plastic sleeve min. | 0.25 mm <sup>2</sup> |
| Conductor cross section flexible, with ferrule without plastic sleeve max. | 1.5 mm <sup>2</sup>  |
| Conductor cross section flexible, with ferrule with plastic sleeve min.    | 0.25 mm <sup>2</sup> |
| Conductor cross section flexible, with ferrule with plastic sleeve max.    | 1.5 mm <sup>2</sup>  |
| Stripping length   | 8 mm ... 10 mm       |
| Internal cylindrical gage  | A1 / B1              |

#### Standards and Regulations

|  |   |
|--|---|
| Connection in acc. with standard                       | IEC 60998-2-2   |
| Flammability rating according to UL 94                 | V0  |
| Fire protection for rail vehicles (DIN EN 45545-2) R22 | HL 1 - HL 3 HL 1 - HL 3 HL 1 - HL 3 HL 1 - HL 3   |
| Fire protection for rail vehicles (DIN EN 45545-2) R23 | HL 1 - HL 3 HL 1 - HL 3 HL 1 - HL 3 HL 1 - HL 3   |
| Fire protection for rail vehicles (DIN EN 45545-2) R24 | HL 1 - HL 3 HL 1 - HL 3 HL 1 - HL 3 HL 1 - HL 3   |
| Fire protection for rail vehicles (DIN EN 45545-2) R26 | HL 1 - HL 3 HL 1 - HL 3 HL 1 - HL 3 HL 1 - HL 3   |
| Note   | Notes on operation The blocks can be bridged with one another via the conductor shaft. For corresponding plug-in bridges, see accessories |

#### Environmental Product Compliance

|            |   |
|------------|---|
| China RoHS | Environmentally friendly use period: unlimited = EFUP-e |
|            | No hazardous substances above threshold values          |

### Drawings

# Distribution block - PTFIX 6X1,5-G RD - 3002877

Circuit diagram



## Classifications

eCl@ss

|            |          |
|------------|----------|
| eCl@ss 4.0 | 27141120 |
| eCl@ss 4.1 | 27141120 |
| eCl@ss 5.0 | 27141120 |
| eCl@ss 5.1 | 27141120 |
| eCl@ss 6.0 | 27141120 |
| eCl@ss 7.0 | 27141120 |
| eCl@ss 8.0 | 27141120 |
| eCl@ss 9.0 | 27141120 |

ETIM

|          |          |
|----------|----------|
| ETIM 2.0 | EC000897 |
| ETIM 3.0 | EC000897 |
| ETIM 4.0 | EC000897 |
| ETIM 5.0 | EC000897 |
| ETIM 6.0 | EC000897 |

UNSPSC

|               |          |
|---------------|----------|
| UNSPSC 6.01   | 30211811 |
| UNSPSC 7.0901 | 39121410 |
| UNSPSC 11     | 39121410 |
| UNSPSC 12.01  | 39121410 |
| UNSPSC 13.2   | 39121410 |

## Approvals

Approvals

---

Approvals

CSA / UL Recognized / cUL Recognized / cULus Recognized

---


Ex Approvals


---


## Distribution block - PTFIX 6X1,5-G RD - 3002877

### Approvals

#### Approval details

|                            |   |   |       |
|----------------------------|---|---|-------|
| CSA                        |  | <a href="http://www.csagroup.org/services-industries/product-listing/">http://www.csagroup.org/services-industries/product-listing/</a> | 13631 |
|                            | B   | C   | D     |
| mm <sup>2</sup> /AWG/kcmil | 26-14   | 26-14   | 26-14 |
| Nominal current IN         | 15 A  | 15 A  | 15 A  |
| Nominal voltage UN         | 300 V   | 300 V   | 150 V |

|                            |   |   |              |
|----------------------------|---|---|--------------|
| UL Recognized              |  | <a href="http://database.ul.com/cgi-bin/XYV/template/LISEXT/1FRAME/index.htm">http://database.ul.com/cgi-bin/XYV/template/LISEXT/1FRAME/index.htm</a> | FILE E 60425 |
|                            | B   | C   | D            |
| mm <sup>2</sup> /AWG/kcmil | 26-14   | 26-14   | 26-14        |
| Nominal current IN         | 15 A  | 15 A  | 15 A         |
| Nominal voltage UN         | 300 V   | 300 V   | 150 V        |

|                            |   |   |              |
|----------------------------|---|---|--------------|
| cUL Recognized             |  | <a href="http://database.ul.com/cgi-bin/XYV/template/LISEXT/1FRAME/index.htm">http://database.ul.com/cgi-bin/XYV/template/LISEXT/1FRAME/index.htm</a> | FILE E 60425 |
|                            | B   | C   | D            |
| mm <sup>2</sup> /AWG/kcmil | 26-14   | 26-14   | 26-14        |
| Nominal current IN         | 15 A  | 15 A  | 15 A         |
| Nominal voltage UN         | 300 V   | 300 V   | 150 V        |

|                  |   |   |
|------------------|---|---|
| cULus Recognized |  | <a href="http://database.ul.com/cgi-bin/XYV/template/LISEXT/1FRAME/index.htm">http://database.ul.com/cgi-bin/XYV/template/LISEXT/1FRAME/index.htm</a> |
|------------------|---|---|

### Accessories

#### Accessories

Insulating sleeve

## Distribution block - PTFIX 6X1,5-G RD - 3002877

### Accessories

Insulating sleeve - ISH 1,5/0,2 - 3206131



Insulating sleeve, color: white

---

Insulating sleeve - ISH 1,5/0,5 - 3031034



Insulating sleeve, color: gray

---

### Jumper

Plug-in bridge - FBS 2-4 - 3030116



Plug-in bridge, pitch: 4.2 mm, number of positions: 2, color: red

---

Plug-in bridge - FBS 2-4 BU - 3030117



Plug-in bridge, pitch: 4.2 mm, number of positions: 2, color: blue

---

Plug-in bridge - FBS 2-4 GY - 3030118



Plug-in bridge, pitch: 4.2 mm, number of positions: 2, color: gray

---

## Distribution block - PTFIX 6X1,5-G RD - 3002877

### Accessories

#### Labeled terminal marker

Marking foil for zack marker strip - SK 3,8 REEL P4,15 WH CUS - 0825990

Marking foil for zack marker strip, white, labeled according to customer specifications, mounting type: adhesive, for terminal block width: 4.15 mm, lettering field size: continuous x 3.8 mm

---

#### Screwdriver tools

Screwdriver - SZF 0-0,4X2,5 - 1204504



Actuation tool, for ST terminal blocks, also suitable for use as a bladed screwdriver, size: 0.4 x 2.5 x 75 mm, 2-component grip, with non-slip grip

---

#### Terminal marking

Marking foil for zack marker strip - TML (EX3,8)R - 0801837



Marking foil for zack marker strip, Roll, white, unlabeled, can be labeled with: THERMOMARK ROLL, THERMOMARK ROLL X1, THERMOMARK ROLLMASTER 300/600, THERMOMARK X1.2, THERMOMARK S1.1, mounting type: adhesive, for terminal block width: 30000 mm, lettering field size: 30,000 x 3.8 mm

Marking foil for zack marker strip - TML (104X3,8)R - 0801833



Marking foil for zack marker strip, Roll, white, unlabeled, can be labeled with: THERMOMARK ROLL, THERMOMARK ROLL X1, THERMOMARK ROLLMASTER 300/600, THERMOMARK X1.2, THERMOMARK S1.1, mounting type: adhesive, for terminal block width: 104 mm, lettering field size: 104 x 3.8 mm

Accessories - MPS-MT 1-S4-B RD - 1982800



## Distribution block - PTFIX 6X1,5-G RD - 3002877

### Accessories

---

#### Test plugs - MPS-MT 1-S - 1944372



Test plugs, consisting of Ø 1 mm test pin, 150 mm conductor length, and Ø 2 mm socket

---