

Marshalling panel - PTRV 8 /COL-COL - 3001879

Please be informed that the data shown in this PDF Document is generated from our Online Catalog. Please find the complete data in the user's documentation. Our General Terms of Use for Downloads are valid (<http://phoenixcontact.com/download>)



Marshalling panel, Nom. voltage: 250 V, Nominal current: 8 A, Cross section: 0.14 mm² - 2.5 mm², AWG: 14 - 26, Connection type: Push-in connection, Number of positions: 2, Number of connections: 32, Width: 8.3 mm, Length: 100 mm, Color: gray, Assembly: NS 35/7,5, NS 35/15

The figure shows a version of the article

Why buy this product

- ✓ High contact quality thanks to push-in technology as a replacement for Wire-Wrap®, TERMI-POINT®, etc.
- ✓ Individual color assignment of cable and terminal point to ensure error-free, safe operation
- ✓ Color configuration possible according to VDE 0812, VDE 0815, DIN 47100 or unlimited.
- ✓ Tool-free wiring in a confined space thanks to compact size
- ✓ The 2.3 mm test connection enables testing between the conductors with test pins commonly used in the industry

Key Commercial Data

| | |
|--------------------------------------|---|
| Packing unit | 1 STK |
| GTIN |  4 055626 038414 |
| GTIN | 4055626038414 |
| Weight per Piece (excluding packing) | 80.000 g |
| Custom tariff number | 85369010 |
| Country of origin | Poland |

Technical data

General

| | |
|-----------------------|----|
| Number of positions | 2 |
| Number of levels | 8 |
| Number of connections | 32 |
| Potentials | 8 |

Marshalling panel - PTRV 8 /COL-COL - 3001879

Technical data

General

| | |
|--|--|
| Nominal cross section | 1.5 mm ² |
| Color | gray |
| Insulating material | PA |
| Flammability rating according to UL 94 | V0 |
| Rated surge voltage | 4 kV |
| Overvoltage category | III |
| Insulating material group | I |
| Maximum load current | 8 A (with 1.5 mm ² conductor cross section) |
| Nominal current I _N | 8 A |
| Nominal voltage U _N | 250 V |
| Open side panel | Yes |

Dimensions

| | |
|------------------|---------|
| Width | 8.3 mm |
| Length | 100 mm |
| Height NS 35/7,5 | 87.5 mm |
| Height NS 35/15 | 95 mm |

Connection data

| | |
|--|----------------------|
| Connection method | Push-in connection |
| Connection in acc. with standard | IEC 60947-7-1 |
| Conductor cross section solid min. | 0.14 mm ² |
| Conductor cross section solid max. | 2.5 mm ² |
| Conductor cross section AWG min. | 26 |
| Conductor cross section AWG max. | 14 |
| Conductor cross section flexible min. | 0.14 mm ² |
| Conductor cross section flexible max. | 1.5 mm ² |
| Min. AWG conductor cross section, flexible | 26 |
| Max. AWG conductor cross section, flexible | 14 |
| Conductor cross section flexible, with ferrule without plastic sleeve min. | 0.14 mm ² |
| Conductor cross section flexible, with ferrule without plastic sleeve max. | 1.5 mm ² |
| Conductor cross section flexible, with ferrule with plastic sleeve min. | 0.14 mm ² |
| Conductor cross section flexible, with ferrule with plastic sleeve max. | 1.5 mm ² |
| Stripping length | 8 mm ... 10 mm |

Standards and Regulations

| | |
|--|---------------|
| Connection in acc. with standard | IEC 60947-7-1 |
| Flammability rating according to UL 94 | V0 |

Marshalling panel - PTRV 8 /COL-COL - 3001879

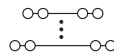
Technical data

Environmental Product Compliance

| | |
|------------|---|
| China RoHS | Environmentally friendly use period: unlimited = EFUP-e |
| | No hazardous substances above threshold values |

Drawings

Circuit diagram



Classifications

eCl@ss

| | |
|------------|----------|
| eCl@ss 4.0 | 27141121 |
| eCl@ss 4.1 | 27141121 |
| eCl@ss 5.0 | 27141120 |
| eCl@ss 5.1 | 27141141 |
| eCl@ss 6.0 | 27141141 |
| eCl@ss 7.0 | 27141120 |
| eCl@ss 8.0 | 27141120 |
| eCl@ss 9.0 | 27141120 |

ETIM

| | |
|----------|----------|
| ETIM 3.0 | EC000897 |
| ETIM 4.0 | EC000897 |
| ETIM 5.0 | EC000897 |
| ETIM 6.0 | EC000897 |

UNSPSC

| | |
|---------------|----------|
| UNSPSC 6.01 | 30211811 |
| UNSPSC 7.0901 | 39121410 |
| UNSPSC 11 | 39121410 |
| UNSPSC 12.01 | 39121410 |
| UNSPSC 13.2 | 39121410 |

Approvals

Approvals

Marshalling panel - PTRV 8 /COL-COL - 3001879


Approvals


Approvals

UL Recognized / cUL Recognized / CSA / DNV GL / cULus Recognized

Ex Approvals

Approval details

| | | | |
|----------------------------|---|---|--------------|
| UL Recognized |  | http://database.ul.com/cgi-bin/XYV/template/LISEXT/1FRAME/index.htm | FILE E 60425 |
| | | D | |
| mm ² /AWG/kcmil | 26-14 | | |
| Nominal current IN | 10 A | | |
| Nominal voltage UN | 300 V | | |

| | | | |
|----------------------------|---|---|--------------|
| cUL Recognized |  | http://database.ul.com/cgi-bin/XYV/template/LISEXT/1FRAME/index.htm | FILE E 60425 |
| | | D | |
| mm ² /AWG/kcmil | 26-14 | | |
| Nominal current IN | 10 A | | |
| Nominal voltage UN | 300 V | | |

| | | | |
|----------------------------|---|---|-------|
| CSA |  | http://www.csagroup.org/services/testing-and-certification/certified-product-listing/ | 13631 |
| | | B | D |
| mm ² /AWG/kcmil | 26-14 | 26-14 | |
| Nominal current IN | 10 A | 10 A | |
| Nominal voltage UN | 300 V | 300 V | |

| | | |
|--------|---|------------|
| DNV GL | https://www.dnvgl.com/ | TAE000016Y |
|--------|---|------------|

| | | |
|------------------|---|---|
| cULus Recognized |  | http://database.ul.com/cgi-bin/XYV/template/LISEXT/1FRAME/index.htm |
|------------------|---|---|

Marshalling panel - PTRV 8 /COL-COL - 3001879

Accessories

Accessories

DIN rail

DIN rail perforated - NS 35/ 7,5 PERF 2000MM - 0801733



DIN rail, material: steel galvanized and passivated with a thick layer, perforated, height 7.5 mm, width 35 mm, length: 2000 mm

DIN rail, unperforated - NS 35/ 7,5 UNPERF 2000MM - 0801681



DIN rail, material: Steel, unperforated, height 7.5 mm, width 35 mm, length: 2 m

DIN rail perforated - NS 35/ 7,5 WH PERF 2000MM - 1204119



DIN rail 35 mm (NS 35)

DIN rail - NS 35/ 7,5 WH UNPERF 2000MM - 1204122



DIN rail 35 mm (NS 35)

DIN rail, unperforated - NS 35/ 7,5 AL UNPERF 2000MM - 0801704



DIN rail, unperforated, Width: 35 mm, Height: 7.5 mm, Length: 2000 mm, Color: silver

Marshalling panel - PTRV 8 /COL-COL - 3001879

Accessories

DIN rail perforated - NS 35/ 7,5 ZN PERF 2000MM - 1206421



DIN rail, material: Galvanized, perforated, height 7.5 mm, width 35 mm, length: 2 m

DIN rail, unperforated - NS 35/ 7,5 ZN UNPERF 2000MM - 1206434



DIN rail, material: Galvanized, unperforated, height 7.5 mm, width 35 mm, length: 2 m

DIN rail, unperforated - NS 35/ 7,5 CU UNPERF 2000MM - 0801762



DIN rail, material: Copper, unperforated, height 7.5 mm, width 35 mm, length: 2 m

End cap - NS 35/ 7,5 CAP - 1206560



DIN rail end piece, for DIN rail NS 35/7.5

Documentation

Mounting material - PT-IL - 3208090

Operating decal for the push-in Technology



Marshalling panel - PTRV 8 /COL-COL - 3001879

Accessories

End block

End clamp - CLIPFIX 35 - 3022218



Quick mounting end clamp for NS 35/7,5 DIN rail or NS 35/15 DIN rail, with marking option, width: 9.5 mm, color: gray

End clamp - CLIPFIX 35-5 - 3022276



Quick mounting end clamp for NS 35/7,5 DIN rail or NS 35/15 DIN rail, with marking option, with parking option for FBS...5, FBS...6, KSS 5, KSS 6, width: 5.15 mm, color: gray

End clamp - E/NS 35 N - 0800886



End clamp, width: 9.5 mm, color: gray

End clamp - E/UK - 1201442



End clamp, Width: 9.5 mm, Height: 35.3 mm, Length: 50.5 mm, Color: gray

End clamp - E/UK 1 - 1201413



End clamps, for supporting the ends of double-level and three-level terminal blocks, width: 10 mm, color: gray

Marshalling panel - PTRV 8 /COL-COL - 3001879

Accessories

End cover

End cover - D-PTRV 8 WH - 3270154



End cover, Length: 100 mm, Width: 3.8 mm, Height: 80.8 mm, Color: white

End cover - D-PTRV 8 WH 1-8 - 3270155



End cover, Length: 100 mm, Width: 2.2 mm, Height: 80.8 mm, Color: white

End cover - D-PTRV 8 WH 1-8 LGS - 3270240



End cover, Length: 100 mm, Width: 2.2 mm, Height: 80.8 mm, Color: white

End cover - D-PTRV 8 WH 8-1 - 3270242



End cover, Length: 100 mm, Width: 2.2 mm, Height: 80.8 mm, Color: white

End cover - D-PTRV 8 WH 8-1 LGS - 3270244



End cover, Length: 100 mm, Width: 2.2 mm, Height: 80.8 mm, Color: white

Marshalling panel - PTRV 8 /COL-COL - 3001879

Accessories

End cover - D-PTRV 8 WH 1-16 - 3270228



End cover, Length: 100 mm, Width: 2.2 mm, Height: 80.8 mm, Color: white

End cover - D-PTRV 8 WH 1-16 LGS - 3270229



End cover, Length: 100 mm, Width: 2.2 mm, Height: 80.8 mm, Color: white

End cover - D-PTRV 8 WH 9-16 - 3270211



End cover, Length: 100 mm, Width: 2.2 mm, Height: 80.8 mm, Color: white

End cover - D-PTRV 8 WH 9-16 LGS - 3270212



End cover, Length: 100 mm, Width: 2.2 mm, Height: 80.8 mm, Color: white

End cover - D-PTRV 8 WH 17-24 - 3270213



End cover, Length: 100 mm, Width: 2.2 mm, Height: 80.8 mm, Color: white

Marshalling panel - PTRV 8 /COL-COL - 3001879

Accessories

End cover - D-PTRV 8 WH 17-24 LGS - 3270214



End cover, Length: 100 mm, Width: 2.2 mm, Height: 80.8 mm, Color: white

End cover - D-PTRV 8 WH 25-32 - 3270215



End cover, Length: 100 mm, Width: 2.2 mm, Height: 80.8 mm, Color: white

End cover - D-PTRV 8 WH 25-32 LGS - 3270216



End cover, Length: 100 mm, Width: 2.2 mm, Height: 80.8 mm, Color: white

End cover - D-PTRV 8 WH A-H - 3270156



End cover, Length: 100 mm, Width: 2.2 mm, Height: 80.8 mm, Color: white

End cover - D-PTRV 8 WH A-H LGS - 3270241



End cover, Length: 100 mm, Width: 2.2 mm, Height: 80.8 mm, Color: white

Marshalling panel - PTRV 8 /COL-COL - 3001879

Accessories

End cover - D-PTRV 8 WH H-A - 3270243



End cover, Length: 100 mm, Width: 2.2 mm, Height: 80.8 mm, Color: white

End cover - D-PTRV 8 WH H-A LGS - 3270245



End cover, Length: 100 mm, Width: 2.2 mm, Height: 80.8 mm, Color: white

Labeled terminal marker

Zack marker strip - ZB 8,3,LGS:FORTL.ZAHLEN - 0803480



Zack marker strip, Strip, white, labeled, can be labeled with: CMS-P1-PLOTTER, Mounting type: Snap into tall marker groove, Lettering field: 10.5 x 8.3 mm

Zack marker strip - ZB 8,3,QR:FORTL.ZAHLEN - 0803479



Zack marker strip, Strip, white, labeled, can be labeled with: CMS-P1-PLOTTER, Mounting type: Snap into tall marker groove, Lettering field: 10.5 x 8.3 mm

Zack marker strip - ZB 8,3 CUS - 8191573



Zack marker strip, Strip, white, labeled according to customer specifications, Mounting type: Snap into tall marker groove, for terminal block width: 8.3 mm, Lettering field: 10.5 x 8.3 mm

Marshalling panel - PTRV 8 /COL-COL - 3001879

Accessories

Mounting material

Retaining bracket - CDC-PTRV - 3270167



Retaining bracket, via four PTRV single modules, Pitch: 8.3 mm, Width: 35.6 mm, Height: 71.5 mm, Color: gray

Partition plate

Spacer plate - DP-PTRV 8 - 3270166



Spacer plate, Length: 100 mm, Width: 8.3 mm, Height: 86 mm, Color: gray

Screwdriver tools

Screwdriver - SZF 0-0,4X2,5 - 1204504



Actuation tool, for ST terminal blocks, also suitable for use as a bladed screwdriver, size: 0.4 x 2.5 x 75 mm, 2-component grip, with non-slip grip

Screwdriver - ST-BW 0 - 1200135



Actuation tool, for all 1.5 mm² spring cages from PT 1,5/S and FT 1,5/S

Terminal marking

Marshalling panel - PTRV 8 /COL-COL - 3001879

Accessories

Zack marker strip - ZB 8,3:UNBEDRUCKT - 0803444



Zack marker strip, Strip, white, unlabeled, can be labeled with: CMS-P1-PLOTTER, PLOTMARK, Mounting type: Snap into tall marker groove, Lettering field: 10.5 x 8.3 mm