

Marshalling panel - PTRV 4 /COL-WH - 3001871

Please be informed that the data shown in this PDF Document is generated from our Online Catalog. Please find the complete data in the user's documentation. Our General Terms of Use for Downloads are valid (<http://phoenixcontact.com/download>)



Marshalling panel, Nom. voltage: 250 V, Nominal current: 10 A, Cross section: 0.14 mm² - 2.5 mm², AWG: 12 - 26, Connection type: Push-in connection, Number of positions: 2, Number of connections: 16, Width: 8.3 mm, Length: 64 mm, Color: gray, Assembly: NS 35/7,5, NS 35/15

The figure shows a version of the article

Why buy this product

- ✓ High contact quality thanks to push-in technology as a replacement for Wire-Wrap®, TERMI-POINT®, etc.
- ✓ Individual color assignment of cable and terminal point to ensure error-free, safe operation
- ✓ Color configuration possible according to VDE 0812, VDE 0815, DIN 47100 or unlimited.
- ✓ Tool-free wiring in a confined space thanks to compact size
- ✓ The 2.3 mm test connection enables testing between the conductors with test pins commonly used in the industry

Key Commercial Data

Packing unit	1 STK
GTIN	 4 055626 038360
GTIN	4055626038360
Custom tariff number	85369010
Country of origin	Poland

Technical data

General

Number of positions	2
Number of levels	4
Number of connections	16
Potentials	4
Nominal cross section	1.5 mm ²

Marshalling panel - PTRV 4 /COL-WH - 3001871

Technical data

General

Color	gray
Insulating material	PA
Flammability rating according to UL 94	V0
Rated surge voltage	6 kV
Overvoltage category	III
Insulating material group	I
Maximum load current	10 A (with 1.5 mm ² conductor cross section)
Nominal current I _N	10 A
Nominal voltage U _N	250 V
Open side panel	Yes

Dimensions

Width	8.3 mm
Length	64 mm
Height NS 35/7,5	55.5 mm
Height NS 35/15	63 mm

Connection data

Connection method	Push-in connection
Conductor cross section solid min.	0.14 mm ²
Conductor cross section solid max.	2.5 mm ²
Conductor cross section AWG min.	26
Conductor cross section AWG max.	12
Conductor cross section flexible min.	0.14 mm ²
Conductor cross section flexible max.	1.5 mm ²
Min. AWG conductor cross section, flexible	26
Max. AWG conductor cross section, flexible	14
Conductor cross section flexible, with ferrule without plastic sleeve min.	0.14 mm ²
Conductor cross section flexible, with ferrule without plastic sleeve max.	1.5 mm ²
Conductor cross section flexible, with ferrule with plastic sleeve min.	0.14 mm ²
Conductor cross section flexible, with ferrule with plastic sleeve max.	1.5 mm ²
Stripping length	8 mm ... 10 mm

Standards and Regulations

Flammability rating according to UL 94	V0
--	----

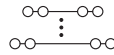
Environmental Product Compliance

China RoHS	Environmentally friendly use period: unlimited = EFUP-e
	No hazardous substances above threshold values

Marshalling panel - PTRV 4 /COL-WH - 3001871

Drawings

Circuit diagram



Classifications

eCl@ss

eCl@ss 4.0	27141121
eCl@ss 4.1	27141121
eCl@ss 5.0	27141120
eCl@ss 5.1	27141120
eCl@ss 6.0	27141120
eCl@ss 7.0	27141120
eCl@ss 8.0	27141120
eCl@ss 9.0	27141120

ETIM

ETIM 3.0	EC000897
ETIM 4.0	EC000897
ETIM 5.0	EC000897
ETIM 6.0	EC000897

UNSPSC

UNSPSC 6.01	30211811
UNSPSC 7.0901	39121410
UNSPSC 11	39121410
UNSPSC 12.01	39121410
UNSPSC 13.2	39121410

Approvals

Approvals

Approvals


UL Recognized / cUL Recognized / CSA / DNV GL / cULus Recognized


Ex Approvals

Marshalling panel - PTRV 4 /COL-WH - 3001871

Approvals

Approval details

UL Recognized		http://database.ul.com/cgi-bin/XYV/template/LISEXT/1FRAME/index.htm	FILE E 60425
		D	
mm ² /AWG/kcmil		26-14	
Nominal current IN		10 A	
Nominal voltage UN		300 V	

cUL Recognized		http://database.ul.com/cgi-bin/XYV/template/LISEXT/1FRAME/index.htm	FILE E 60425
		D	
mm ² /AWG/kcmil		26-14	
Nominal current IN		10 A	
Nominal voltage UN		300 V	

CSA		http://www.csagroup.org/services/testing-and-certification/certified-product-listing/	13631
	B	D	
mm ² /AWG/kcmil	26-14	26-14	
Nominal current IN	10 A	10 A	
Nominal voltage UN	300 V	300 V	

DNV GL	https://www.dnvgl.com/	TAE000016Y
--------	---	------------

cULus Recognized		http://database.ul.com/cgi-bin/XYV/template/LISEXT/1FRAME/index.htm
------------------	---	---

Accessories

Accessories

DIN rail

Marshalling panel - PTRV 4 /COL-WH - 3001871

Accessories

DIN rail perforated - NS 35/ 7,5 PERF 2000MM - 0801733



DIN rail, material: steel galvanized and passivated with a thick layer, perforated, height 7.5 mm, width 35 mm, length: 2000 mm

DIN rail, unperforated - NS 35/ 7,5 UNPERF 2000MM - 0801681



DIN rail, material: Steel, unperforated, height 7.5 mm, width 35 mm, length: 2 m

DIN rail perforated - NS 35/ 7,5 WH PERF 2000MM - 1204119



DIN rail 35 mm (NS 35)

DIN rail - NS 35/ 7,5 WH UNPERF 2000MM - 1204122



DIN rail 35 mm (NS 35)

DIN rail, unperforated - NS 35/ 7,5 AL UNPERF 2000MM - 0801704



DIN rail, unperforated, Width: 35 mm, Height: 7.5 mm, Length: 2000 mm, Color: silver

Marshalling panel - PTRV 4 /COL-WH - 3001871

Accessories

DIN rail perforated - NS 35/ 7,5 ZN PERF 2000MM - 1206421



DIN rail, material: Galvanized, perforated, height 7.5 mm, width 35 mm, length: 2 m

DIN rail, unperforated - NS 35/ 7,5 ZN UNPERF 2000MM - 1206434



DIN rail, material: Galvanized, unperforated, height 7.5 mm, width 35 mm, length: 2 m

DIN rail, unperforated - NS 35/ 7,5 CU UNPERF 2000MM - 0801762



DIN rail, material: Copper, unperforated, height 7.5 mm, width 35 mm, length: 2 m

End cap - NS 35/ 7,5 CAP - 1206560



DIN rail end piece, for DIN rail NS 35/7.5

Documentation

Mounting material - PT-IL - 3208090



Operating decal for the push-in Technology

Marshalling panel - PTRV 4 /COL-WH - 3001871

Accessories

End block

End clamp - CLIPFIX 35 - 3022218



Quick mounting end clamp for NS 35/7,5 DIN rail or NS 35/15 DIN rail, with marking option, width: 9.5 mm, color: gray

End clamp - CLIPFIX 35-5 - 3022276



Quick mounting end clamp for NS 35/7,5 DIN rail or NS 35/15 DIN rail, with marking option, with parking option for FBS...5, FBS...6, KSS 5, KSS 6, width: 5.15 mm, color: gray

End clamp - E/NS 35 N - 0800886



End clamp, width: 9.5 mm, color: gray

End clamp - E/UK - 1201442



End clamp, Width: 9.5 mm, Height: 35.3 mm, Length: 50.5 mm, Color: gray

End clamp - E/UK 1 - 1201413



End clamps, for supporting the ends of double-level and three-level terminal blocks, width: 10 mm, color: gray

Marshalling panel - PTRV 4 /COL-WH - 3001871

Accessories

End cover

End cover - D-PTRV 4 WH - 3270151



End cover, Length: 63.6 mm, Width: 3.8 mm, Height: 48.9 mm, Color: white

End cover - D-PTRV 4 WH 1-4 - 3270152



End cover, Length: 63.6 mm, Width: 2.2 mm, Height: 48.9 mm, Color: white

End cover - D-PTRV 4 WH 1-4 LGS - 3270234



End cover, Length: 63.6 mm, Width: 2.2 mm, Height: 48.9 mm, Color: white

End cover - D-PTRV 4 WH 4-1 - 3270236



End cover, Length: 63.6 mm, Width: 2.2 mm, Height: 48.9 mm, Color: white

End cover - D-PTRV 4 WH 4-1 LGS - 3270238



End cover, Length: 63.6 mm, Width: 2.2 mm, Height: 48.9 mm, Color: white

Marshalling panel - PTRV 4 /COL-WH - 3001871

Accessories

End cover - D-PTRV 4 WH A-D - 3270153



End cover, Length: 63.6 mm, Width: 2.2 mm, Height: 48.9 mm, Color: white

End cover - D-PTRV 4 WH A-D LGS - 3270235



End cover, Length: 63.6 mm, Width: 2.2 mm, Height: 48.9 mm, Color: white

End cover - D-PTRV 4 WH D-A - 3270237



End cover, Length: 63.6 mm, Width: 2.2 mm, Height: 48.9 mm, Color: white

End cover - D-PTRV 4 WH D-A LGS - 3270239



End cover, Length: 63.6 mm, Width: 2.2 mm, Height: 48.9 mm, Color: white

Labeled terminal marker

Zack marker strip - ZB 8,3,LGS:FORTL.ZAHLEN - 0803480



Zack marker strip, Strip, white, labeled, can be labeled with: CMS-P1-PLOTTER, Mounting type: Snap into tall marker groove, Lettering field: 10.5 x 8.3 mm

Marshalling panel - PTRV 4 /COL-WH - 3001871

Accessories

Zack marker strip - ZB 8,3,QR:FORTL.ZAHLEN - 0803479



Zack marker strip, Strip, white, labeled, can be labeled with: CMS-P1-PLOTTER, Mounting type: Snap into tall marker groove, Lettering field: 10.5 x 8.3 mm

Zack marker strip - ZB 8,3 CUS - 8191573



Zack marker strip, Strip, white, labeled according to customer specifications, Mounting type: Snap into tall marker groove, for terminal block width: 8.3 mm, Lettering field: 10.5 x 8.3 mm

Mounting material

Retaining bracket - CDC-PTRV - 3270167



Retaining bracket, via four PTRV single modules, Pitch: 8.3 mm, Width: 35.6 mm, Height: 71.5 mm, Color: gray

Partition plate

Spacer plate - DP-PTRV 4 - 3270163



Spacer plate, Length: 63.6 mm, Width: 8.3 mm, Height: 54 mm, Color: gray

Screwdriver tools

Marshalling panel - PTRV 4 /COL-WH - 3001871

Accessories

Screwdriver - SZF 0-0,4X2,5 - 1204504



Actuation tool, for ST terminal blocks, also suitable for use as a bladed screwdriver, size: 0.4 x 2.5 x 75 mm, 2-component grip, with non-slip grip

Screwdriver - ST-BW 0 - 1200135



Actuation tool, for all 1.5 mm² spring cages from PT 1,5/S and FT 1,5/S

Terminal marking

Zack marker strip - ZB 8,3:UNBEDRUCKT - 0803444



Zack marker strip, Strip, white, unlabeled, can be labeled with: CMS-P1-PLOTTER, PLOTMARK, Mounting type: Snap into tall marker groove, Lettering field: 10.5 x 8.3 mm
