

COMBI receptacle - PPC 2,5/8 - 3000662

Please be informed that the data shown in this PDF Document is generated from our Online Catalog. Please find the complete data in the user's documentation. Our General Terms of Use for Downloads are valid (<http://phoenixcontact.com/download>)




COMBI receptacle, Connection method: Push-in connection, Number of connections: 8, Number of positions: 8, Cross section: 0.14 mm² - 4 mm², AWG: 26 - 12, Width: 41.2 mm, Height: 41 mm, Color: gray

The figure shows a similar product

Why buy this product

- ✓ For secure and space-saving accommodation of plug-in contacts in cable ducts and distributor shafts
- ✓ The Push-in technology COMBI couplings for self-assembly provide solutions that users can implement themselves

Key Commercial Data

Packing unit	1
GTIN	 4 046356 676779
GTIN	4046356676779
Custom tariff number	85366990

Technical data

General

Number of positions	8
Number of levels	1
Number of connections	8
Potentials	1
Nominal cross section	2.5 mm ²
Color	gray
Insulating material	PA
Flammability rating according to UL 94	V0
Maximum load current	24 A (with a 2.5 mm ² conductor cross section)

COMBI receptacle - PPC 2,5/8 - 3000662

Technical data

General

Rated surge voltage	6 kV
Degree of pollution	3
Overvoltage category	III
Insulating material group	I
Maximum power dissipation for nominal condition	0.77 W
Ambient temperature (operation)	-60 °C ... 100 °C
Maximum load current	24 A (with a 2.5 mm ² conductor cross section)
Nominal current I _N	24 A
Nominal voltage U _N	500 V
Open side panel	Yes
Insertion/withdrawal cycles mechanical	100
Result of surge voltage test	Test passed
Surge voltage test setpoint	7.3 kV
Result of power-frequency withstand voltage test	Test passed
Power frequency withstand voltage setpoint	1.89 kV
Short circuit stability result	Test passed
Conductor cross section short circuit testing	2.5 mm ²
Short-time current	0.3 kA
Result of thermal test	Test passed
Proof of thermal characteristics (needle flame) effective duration	30 s
Oscillation, broadband noise test result	Test passed
Test specification, oscillation, broadband noise	DIN EN 50155 (VDE 0115-200):2008-03
Test spectrum	Service life test category 1, class B, body mounted
Test frequency	f ₁ = 5 Hz to f ₂ = 150 Hz
ASD level	0.964 (m/s ²) ² /Hz
Acceleration	0.58 g
Test duration per axis	5 h
Test directions	X-, Y- and Z-axis
Shock test result	Test passed
Test specification, shock test	DIN EN 50155 (VDE 0115-200):2008-03
Shock form	Half-sine
Acceleration	5 g
Shock duration	30 ms
Number of shocks per direction	3
Test directions	X-, Y- and Z-axis (pos. and neg.)
Relative insulation material temperature index (Elec., UL 746 B)	130 °C
Temperature index of insulation material (DIN EN 60216-1 (VDE 0304-21))	125 °C

COMBI receptacle - PPC 2,5/8 - 3000662

Technical data

General

Static insulating material application in cold	-60 °C
Behavior in fire for rail vehicles (DIN 5510-2)	Test passed
Flame test method (DIN EN 60695-11-10)	V0
Oxygen index (DIN EN ISO 4589-2)	>32 %
NF F16-101, NF F10-102 Class I	2
NF F16-101, NF F10-102 Class F	2
Surface flammability NFPA 130 (ASTM E 162)	passed
Specific optical density of smoke NFPA 130 (ASTM E 662)	passed
Smoke gas toxicity NFPA 130 (SMP 800C)	passed
Calorimetric heat release NFPA 130 (ASTM E 1354)	27,5 MJ/kg
Fire protection for rail vehicles (DIN EN 45545-2) R22	HL 1 - HL 3
Fire protection for rail vehicles (DIN EN 45545-2) R23	HL 1 - HL 3
Fire protection for rail vehicles (DIN EN 45545-2) R24	HL 1 - HL 3
Fire protection for rail vehicles (DIN EN 45545-2) R26	HL 1 - HL 3

Dimensions

Width	41.2 mm
Length	20.5 mm
Height	41 mm
Pitch	5.2 mm

Connection data

Connection method	Push-in connection
Connection in acc. with standard	IEC 61984
Conductor cross section solid min.	0.14 mm ²
Conductor cross section solid max.	4 mm ²
Conductor cross section AWG min.	26
Conductor cross section AWG max.	12
Conductor cross section flexible min.	0.14 mm ²
Conductor cross section flexible max.	2.5 mm ²
Min. AWG conductor cross section, flexible	26
Max. AWG conductor cross section, flexible	14
Conductor cross section flexible, with ferrule with plastic sleeve min.	0.14 mm ²
Conductor cross section flexible, with ferrule with plastic sleeve max.	2.5 mm ²
Stripping length	8 mm ... 10 mm
Internal cylindrical gage	A3

Standards and Regulations

Connection in acc. with standard	IEC 61984
----------------------------------	-----------

COMBI receptacle - PPC 2,5/8 - 3000662

Technical data

Standards and Regulations

Flammability rating according to UL 94	V0
--	----

Environmental Product Compliance

China RoHS	Environmentally friendly use period: unlimited = EFUP-e
	No hazardous substances above threshold values

Drawings

Circuit diagram



Approvals


Approvals


Approvals

UL Recognized / cUL Recognized / CSA / cULus Recognized

Ex Approvals

Approval details

UL Recognized		http://database.ul.com/cgi-bin/XYV/template/LISEXT/1FRAME/index.htm	FILE E 60425
	B	C	
mm ² /AWG/kcmil	26-12	26-12	
Nominal current I _N	20 A	20 A	
Nominal voltage U _N	300 V	300 V	


cUL Recognized		http://database.ul.com/cgi-bin/XYV/template/LISEXT/1FRAME/index.htm	FILE E 60425
	B	C	
mm ² /AWG/kcmil	26-12	26-12	
Nominal current I _N	20 A	20 A	

COMBI receptacle - PPC 2,5/8 - 3000662

Approvals

	B	C
Nominal voltage UN	300 V	300 V

CSA		http://www.csagroup.org/services/testing-and-certification/certified-product-listing/	13631
	B	C	
mm ² /AWG/kcmil	26-12	26-12	
Nominal current IN	20 A	20 A	
Nominal voltage UN	300 V	300 V	

cULus Recognized		http://database.ul.com/cgi-bin/XYV/template/LISEXT/1FRAME/index.htm
------------------	---	---