

RF 15 H, silver, full illumination 2 LEDs, 2.9 ± 0.6 N, lamp green, bezel green, 1 NO



fields of application

- › Measurement-control-regulation
- › Mechanical and system engineering
- › Automotive
- › Electro-medical

special features

- › Silver contacts, reliable switching with medium currents
- › Full illumination
- › Min. key grid 20 mm
- › Overall height: 12.5 mm
- › Terminal technology: THT



description

The RF 15 H silver tactile switches have a 15 x 15 mm edge length, reliable silver contacts and a noticeable click. They are used in flat data entry keyboards under overlays or under keycaps, such as RAFI RK 90 keycaps.

Flat data entry keyboards with RF 15 H elements should be constructed in a 20 mm grid. With this grid, strips of glue remain between the individual keys on the front panel. The overlay, which we recommend embossing above the key switches, can be glued onto these strips of glue.

The key switch can be locked with an O-ring (accessory) and used as a signal indicator or placeholder.

technical data

› general

Bezel color	green
Luminous element color	green
Operating temperature, min.	-25 °C
Operating temperature, max.	70 °C
Storage temperature, min.	-25 °C
Storage temperature, max.	70 °C
illuminated	Yes
Luminous elements	Full illumination 2 LEDs
Soldering time for manual soldering, max.	5 sec
Soldering temperature for manual soldering	350 °C
Soldering temperature for wave soldering	260 °C
Soldering	Manual / wave
Solder heat resistance according to standard	DIN EN 60068-2-20

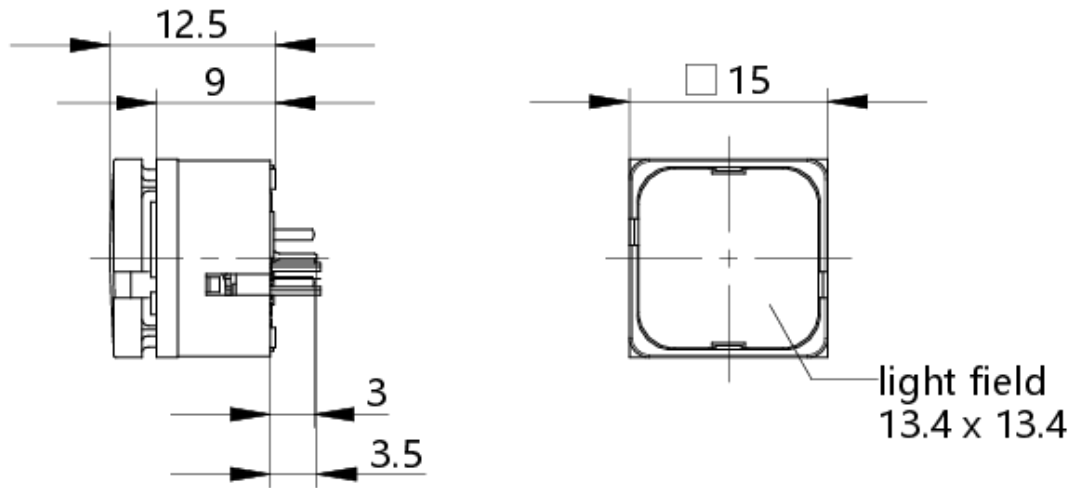
direct links

- › [RAFI eCatalog](#)

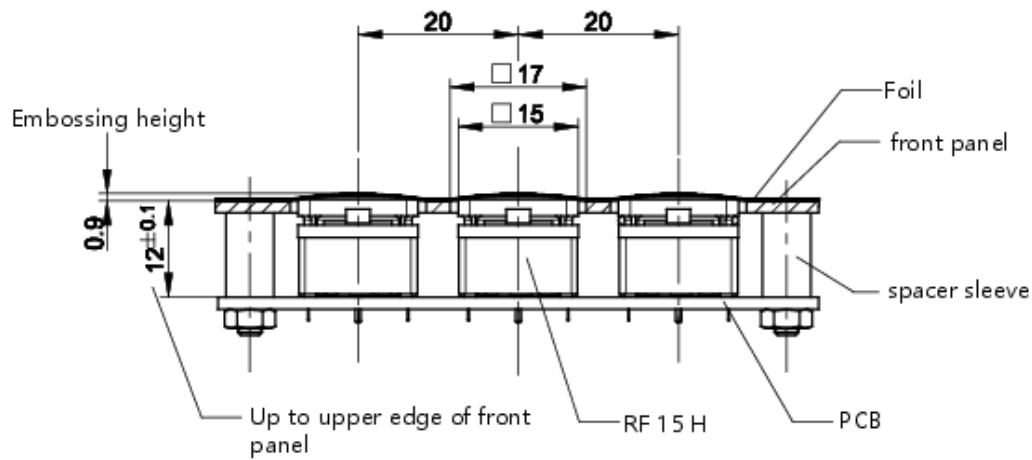
Packaging	Tube
Packaging unit	32 pcs.
net weight	2.1 g
Operating life	1,000,000 cycles
B10	1,300,000 cycles
MOQ order	32 pcs.
RoHS compliant	Yes
REACH compliant	Yes
> mounting diameters	
Outside dimension, length	15 mm
Outside dimension, width	15 mm
Outside dimension, height	12.5 mm
Installation height	12.5 mm
Grid, min.	20 mm
> mechanical data	
Actuation function	momentary contact function
Operating force, min.	2.9 ± 0.6 N
Switching travel	0.5 ^{+0.3} mm
Contact function	1 NO
Contact system	Snap-action contact
Contact material	Silver
Fixing	Soldering
Solderability	Yes
Terminal on the rear	THT
> electrical data	
Operating voltage of the luminous element, min.	2 V
Operating voltage of the luminous element, max.	5 V
Rated voltage, min.	3 V
Rated voltage, max.	35 V
Operating current of the luminous element, max.	30 mA
Rated current, min.	0.0001 A
Rated current, max.	0.25 A
Rated power, max.	12.5 W
dropping resistor	no

drawings

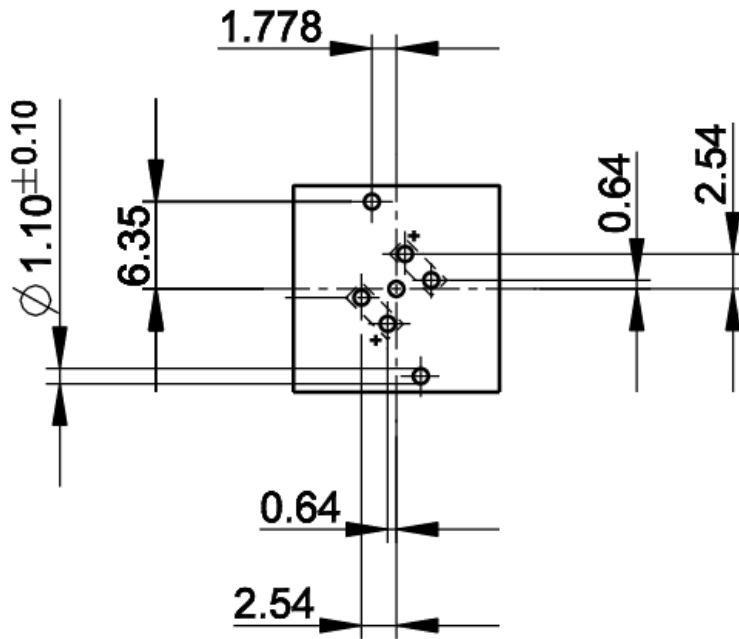
Dimensioned drawing



System drawing



PCB drawing



Button full illumination

front panel drawing

