



Connectors > PCB Connectors > Multiple Configuration PCB Connectors > Multiple Config PCB Headers & Receptacles



PCB Connector Assembly Type: **PCB Mount Header**

PCB Mount Orientation: **Right Angle**

Number of Positions: **68**

Centerline (Pitch): **2.54 mm [.1 in]**

Contact Type: **Pin**

Features

Product Type Features

PCB Connector Assembly Type	PCB Mount Header
Connector & Contact Terminates To	Printed Circuit Board
Header Type	Breakaway

Configuration Features

Connector Contact Load Condition	Fully Loaded
PCB Mount Orientation	Right Angle
Number of Positions	68
Number of Rows	2

Electrical Characteristics

Dielectric Withstanding Voltage	1000 V
---------------------------------	--------

Body Features

Connector Profile	Standard
Post Size	.63 mm[.024 in]

Contact Features

Mating Post Length	6.7 mm[.264 in]
PCB Contact Termination Area Plating Material Thickness	3 μ m
Contact Mating Area Plating Material Thickness	.8 μ m
Contact Mating Area Plating Material	Gold
Contact Shape	Square

PCB Contact Termination Area Plating Material	Tin
Contact Base Material	Phosphor Bronze
Contact Type	Pin
Contact Current Rating (Max)	5 A

Termination Features

Termination Post & Tail Length	3.2 mm[.1259 in]
Termination Method to Printed Circuit Board	Through Hole

Mechanical Attachment

Strain Relief	Without
Mating Alignment	Without
Panel Mount Feature	Without
PCB Mount Retention	Without

Housing Features

Housing Material	PBT GV
Centerline (Pitch)	2.54 mm[.1 in]
Housing Color	Green

Dimensions

Row-to-Row Spacing	2.54 mm[.1 in]
--------------------	----------------

Usage Conditions

High Temperature Housing	No
Operating Temperature Range	-65 – 105 °C

Industry Standards

UL Flammability Rating	UL 94V-0
------------------------	----------

Packaging Features

Packaging Quantity	100
Packaging Method	Box

Product Compliance

[For compliance documentation, visit the product page on TE.com>](#)

EU RoHS Directive 2011/65/EU	Compliant
EU ELV Directive 2000/53/EC	Compliant
China RoHS 2 Directive MIIT Order No 32, 2016	No Restricted Materials Above Threshold

EU REACH Regulation (EC) No. 1907/2006

Current ECHA Candidate List: JAN 2019 (197)
Candidate List Declared Against: JUN 2016 (169)

Halogen Content

Not Low Halogen - contains Br or Cl > 900 ppm.

Solder Process Capability

Wave solder capable to 265°C

Product Compliance Disclaimer

This information is provided based on reasonable inquiry of our suppliers and represents our current actual knowledge based on the information they provided. This information is subject to change. The part numbers that TE has identified as EU RoHS compliant have a maximum concentration of 0.1% by weight in homogenous materials for lead, hexavalent chromium, mercury, PBB, PBDE, DBP, BBP, DEHP, DIBP, and 0.01% for cadmium, or qualify for an exemption to these limits as defined in the Annexes of Directive 2011/65/EU (RoHS2). Finished electrical and electronic equipment products will be CE marked as required by Directive 2011/65/EU. Components may not be CE marked. Additionally, the part numbers that TE has identified as EU ELV compliant have a maximum concentration of 0.1% by weight in homogenous materials for lead, hexavalent chromium, and mercury, and 0.01% for cadmium, or qualify for an exemption to these limits as defined in the Annexes of Directive 2000/53/EC (ELV). Regarding the REACH Regulations, TE's information on SVHC in articles for this part number is still based on the European Chemical Agency (ECHA) 'Guidance on requirements for substances in articles' (Version: 2, April 2011), applying the 0.1% weight on weight concentration threshold at the finished product level. TE is aware of the European Court of Justice ruling of September 10th, 2015 also known as O5A (Once An Article Always An Article) stating that, in case of 'complex object', the threshold for a SVHC must be applied to both the product as a whole and simultaneously to each of the articles forming part of its composition. TE has evaluated this ruling based on the new ECHA "Guidance on requirements for substances in articles" (June 2017, version 4.0) and will be updating its statements accordingly.

Also in the Series | **AMPMODU Headers**




Automotive, Truck, Bus, & Off-Road Headers(2)



Board-to-Board Headers & Receptacles(1571)



Multiple Configuration PCB Connector Contacts (75)



Multiple Configuration PCB Connector Housings (3)



Multiple Configuration PCB Headers & Receptacles(4201)



PCB Connector Mounting (1)



PCB Connector Shrouds(1)



PCB Latches, Locks & Retainers(2)

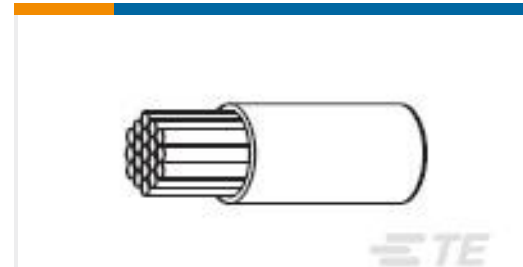


Standard Rectangular
Connectors(1)

Customers Also Bought



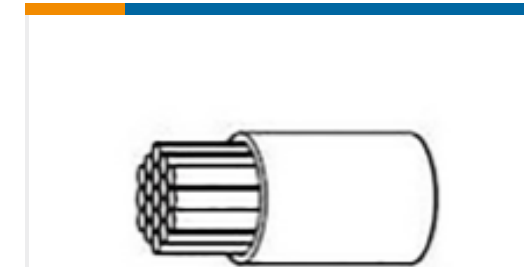
TE Part #5-102975-5
10 MODII HDR DRRA B/A .
100CL



TE Part #5474213003
FLHTC0311-1.00-2



TE Part #3-1623714-7
FCB4 R47 5% HP



TE Part #C759303001
FLHTC0311-0.25-9




TE Part #8-1879126-9
RN 0402 226R 0.1% 10PPM
1K RL



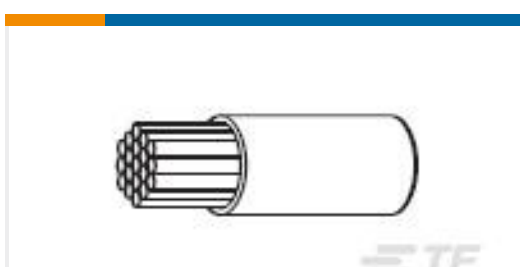
TE Part #5-1879125-6
RN 0402 78R7 0.1% 10PPM
1K RL



TE Part #5-1879125-5
RN 0402 78R7 0.1% 10PPM
CUT LENGTH



TE Part #5569254-1
STK MJ ASSY,8 POS,2X8,
CAT5



TE Part #0962223001
FLHTC0311-0.25-5



TE Part #5-1437572-1
TPD11CGRA0=SW P/B
NO-OPEN

Documents

CAD Files

[3D PDF](#)

[3D](#)

Customer View Model

[ENG_CVM_CVM_3-826634-4_N.2d_dxf.zip](#)

English

Customer View Model

[ENG_CVM_CVM_3-826634-4_N.3d_igs.zip](#)



English

Customer View Model

[ENG_CVM_CVM_3-826634-4_N.3d_stp.zip](#)

English

[Agency Approvals](#)

[UL Report](#)

English