

3-644760-5 ✓ ACTIVE



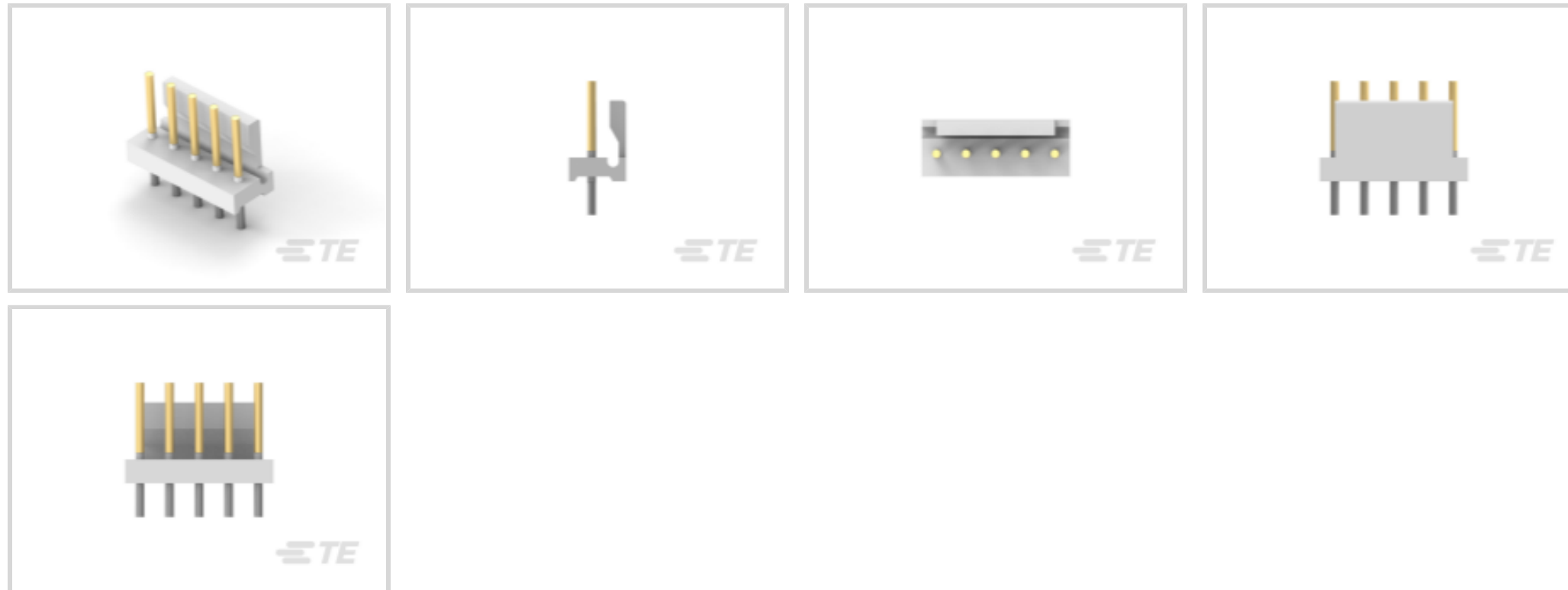
MTA 156

TE Internal #: 3-644760-5

PCB Mount Header, Vertical, Wire-to-Board, 5 Position, 3.96 mm [.156 in] Centerline, Partially Shrouded, Gold, Through Hole - Solder, Power, MTA 156

[View on TE.com >](#)

Connectors > PCB Connectors > PCB Headers & Receptacles



Connector System: **Wire-to-Board**

Number of Positions: **5**

Number of Rows: **1**

Centerline (Pitch): **3.96 mm [.156 in]**

PCB Mount Orientation: **Vertical**

Features

Product Type Features

Connector System	Wire-to-Board
Header Type	Partially Shrouded
Sealable	No
Connector & Contact Terminates To	Printed Circuit Board
PCB Connector Assembly Type	PCB Mount Header

Configuration Features

Number of Positions	5
Number of Rows	1
PCB Mount Orientation	Vertical

Electrical Characteristics

Operating Voltage	600 VAC
-------------------	---------

Body Features

Primary Product Color	Natural
-----------------------	---------



Contact Features

Contact Mating Area Length	10.16 mm[.4 in]
PCB Contact Termination Area Plating Material Thickness	3.81 – 8.89 μm [150 – 350 μin]
Contact Layout	Inline
Mating Pin Diameter	1.14 mm[.045 in]
Contact Underplating Material Thickness	1.27 μm [50 μin]
Contact Mating Area Plating Material Thickness	.76 μm [30 μin]
PCB Contact Termination Area Plating Material Finish	Matte
Contact Shape & Form	Round
Contact Mating Area Plating Material Finish	Bright
Contact Underplating Material	Nickel
PCB Contact Termination Area Plating Material	Tin
Contact Base Material	Copper Alloy
Contact Mating Area Plating Material	Gold
Contact Type	Pin
Contact Current Rating (Max)	7 A

Termination Features

Round Termination Post & Tail Diameter	1.14 mm[.045 in]
Termination Post & Tail Length	4.45 mm[.175 in]
Termination Method to Printed Circuit Board	Through Hole - Solder

Mechanical Attachment

Mating Alignment Type	Polarization
Mating Retention	With
Panel Mount Feature	Without
Mating Retention Type	Friction Lock
Connector Mounting Type	Board Mount
Mating Alignment	With
PCB Mount Alignment	Without
PCB Mount Retention	Without

Housing Features

Housing Material	Polyester - GF
Centerline (Pitch)	3.96 mm[.156 in]

Dimensions



Connector Length	23.77 mm[.94 in]
Connector Height	13.34 mm[.525 in]
PCB Thickness (Recommended)	1.6 mm[.063 in]

Usage Conditions

Operating Temperature Range	-55 – 105 °C[-67 – 221 °F]
-----------------------------	----------------------------

Operation/Application

Circuit Application	Power
---------------------	-------

Industry Standards

Compatible With Agency/Standards Products	CSA, UL
Compatible With Approved Standards Products	CSA LR7189, UL E28476
UL Flammability Rating	UL 94V-0

Packaging Features

Packaging Quantity	500
Packaging Method	Bag, Box

Product Compliance

[For compliance documentation, visit the product page on TE.com>](#)

EU RoHS Directive 2011/65/EU	Compliant
EU ELV Directive 2000/53/EC	Compliant
China RoHS 2 Directive MIIT Order No 32, 2016	No Restricted Materials Above Threshold
EU REACH Regulation (EC) No. 1907/2006	Current ECHA Candidate List: JUNE 2024 (241) Candidate List Declared Against: JAN 2024 (240) Does not contain REACH SVHC
Halogen Content	Not Low Halogen - contains Br or Cl > 900 ppm.
Solder Process Capability	Wave solder capable to 265°C

Product Compliance Disclaimer

This information is provided based on reasonable inquiry of our suppliers and represents our current actual knowledge based on the information they provided. This information is subject to change. The part numbers that TE has identified as EU RoHS compliant have a maximum concentration of 0.1% by weight in homogenous materials for lead, hexavalent chromium, mercury, PBB, PBDE, DBP, BBP, DEHP, DIBP, and 0.01% for cadmium, or qualify for an exemption to these limits as defined in the Annexes of Directive 2011/65/EU (RoHS2). Finished electrical and electronic equipment products will be CE marked as required by Directive 2011/65/EU. Components may not be CE marked. Additionally, the part numbers that TE has identified as EU ELV compliant have a maximum concentration of 0.1% by weight in homogenous materials for lead, hexavalent chromium, and mercury, and 0.01% for cadmium, or qualify for an exemption to these limits

as defined in the Annexes of Directive 2000/53/EC (ELV). Regarding the REACH Regulation, the information TE provides on SVHC in articles for this part number is based on the latest European Chemicals Agency (ECHA) 'Guidance on requirements for substances in articles' posted at this URL: <https://echa.europa.eu/guidance-documents/guidance-on-reach>

Compatible Parts



TE Part # CAT-103156-WBHSM
Receptacle Housing: Wire-to-Board, with Mating Alignment, SL156



TE Part # 640251-5
05P SL156 HSG W/O LCK RAMP



TE Part # 640551-5
05P MTA156 COVER



TE Part # 3-641217-5
05P MTA156 CONN ASSY 18AWG ORA



TE Part # 640643-5
05P MTA156 COVER F/T



TE Part # 643067-5
05P MTA156 MOLDED COVER



TE Part # 643071-5
05P MTA156 FD-THRU COVER



TE Part # 647344-5
05P SL156 HSG W/RP TB BLK #3



TE Part # 3-644460-5
05P MTA156 CONN ASSY 18AWG ORA



TE Part # 3-641218-5
05P MTA156 CONN ASSY 20AWG LF



TE Part # 3-641219-5
05P MTA156 CONN ASSY 22AWG LF



TE Part # 3-641220-5
05P MTA156 CONN ASSY 24AWG LF



TE Part # 3-641227-5
05P MTA156 CONN ASSY 18AWG LF



TE Part # 3-641229-5
05P MTA156 CONN ASSY 22AWG LF



TE Part # 3-644662-5
05P MTA156 CONN ASSY 22AWG LF



TE Part # 3-644663-5
05P MTA156 CONN ASSY 20AWG LF



TE Part # 3-644718-5
05P MTA156 CONN ASSY 18AWG OR



TE Part # 3-647174-5
05P MTA156 CONN ASSY W/O#4




TE Part # 3-647338-1
05P MTA156 HDR ASSY OMIT#1 LF

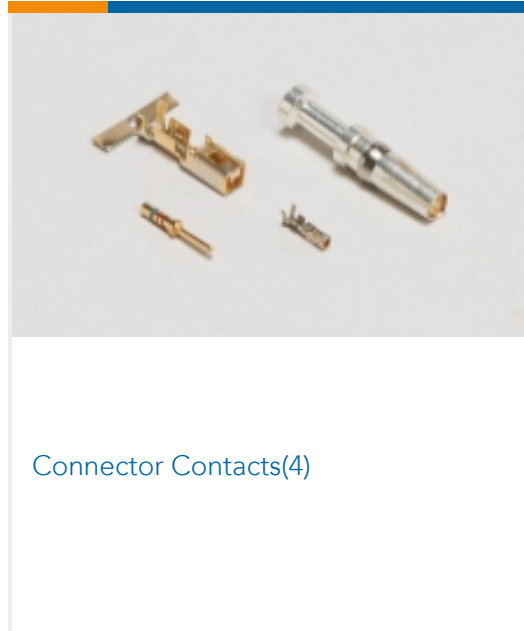


TE Part # 3-647338-2
05P MTA156 HDR ASSY OMIT#2 LF

Also in the Series | **MTA 156**



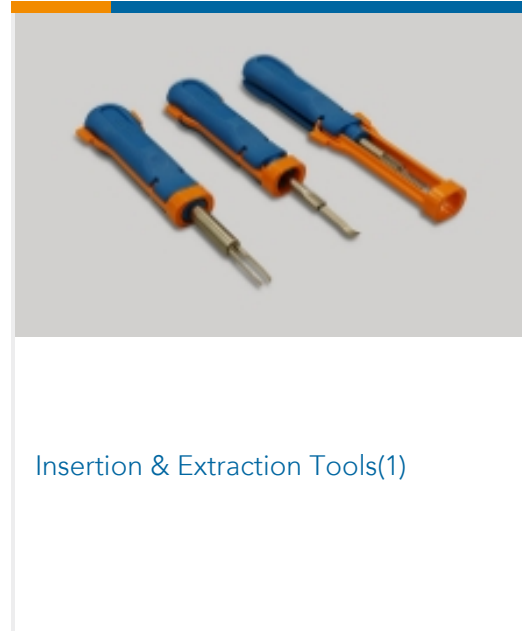
Connector Caps & Covers(89)



Connector Contacts(4)



Connector Hardware(2)




Insertion & Extraction Tools(1)



PCB Headers & Receptacles(317)



Rectangular Power Connectors(691)



Standard Rectangular Connectors(336)

Customers Also Bought



TE Part #2-1437012-8
609-007-1=HDW IDC JACKSOCKET A



TE Part #87456-6
10 MODIV HSG DR MRKD .100CL




TE Part #5222132-1
JACK,VERTICAL,PCB,75 OHM,BNC



TE Part #2170614-1
cage assy, 20 press fit, sfp w



TE Part #1825057-5
ADE0604=DIP SWITCH,EXT,THRU/HL



TE Part #1-2176398-4
3502 47K 1%



TE Part #3-2176398-9
3502 510K 1%



TE Part #2-2176398-0
3502 82K 1%



Documents

Product Drawings

[05P MTA156 HDR ASSY FL ST LF](#)

English

CAD Files

Customer View Model

[ENG_CVM_CVM_3-644760-5_F.2d_dxf.zip](#)

English

[3D PDF](#)

3D

Customer View Model

[ENG_CVM_CVM_3-644760-5_F.3d_igs.zip](#)

English

Customer View Model

[ENG_CVM_CVM_3-644760-5_F.3d_stp.zip](#)

English

By downloading the CAD file I accept and agree to the [Terms and Conditions](#) of use.

Product Specifications

[Application Specification](#)

English

Agency Approvals

[Agency Approval Document](#)

English