




MTA 156

TE Internal #: 3-644663-4

Rectangular Power Connectors, Connector Assembly, Receptacle, Wire-to-Board, 4 Position, 3.96 mm [.156 in] Centerline, Wire & Cable, UL 94V-2, MTA 156

[View on TE.com >](#)

Connectors > Power Connectors > Rectangular Power > Rectangular Power Connectors



Rectangular Power Connector Type: **Connector Assembly**

Connector & Housing Type: **Receptacle**

Connector System: **Wire-to-Board**

Number of Positions: **4**

Centerline (Pitch): **3.96 mm [.156 in]**

Features

Product Type Features

Compatible With Discrete Wire Type	Stranded
Rectangular Power Connector Type	Connector Assembly
Connector & Housing Type	Receptacle
Connector System	Wire-to-Board
Sealable	No
Connector & Contact Terminates To	Wire & Cable

Configuration Features

Number of Positions	4
Number of Power Positions	4
Number of Rows	1

Electrical Characteristics

Operating Voltage	600 VAC
-------------------	---------

Body Features

Cable Exit Angle	90°
------------------	-----



Connector Profile	Standard
-------------------	----------

Contact Features

Contact Layout	Inline
Contact Underplating Material Thickness	1.27 – 1.77 μm [1.27 – 1.77 μin]
Wire Contact Termination Area Plating Thickness	.76 μm [29.92 μin]
Contact Mating Area Plating Material	Tin
Contact Underplating Material	Nickel
Contact Base Material	Copper Alloy
Contact Current Rating (Max)	7 A
Contact Retention Within Housing	With
Contact Type	Receptacle
Wire Contact Termination Area Plating Material	Tin
Contact Mating Area Plating Material Thickness	.76 μm [30 μin]

Termination Features

Termination Method to Wire & Cable	Insulation Displacement (IDC)
------------------------------------	-------------------------------

Mechanical Attachment

Strain Relief	With
Mating Alignment Type	Polarizing Tab
Mating Retention	With
Mating Alignment	With
Contact Retention Type Within Housing	Locking Lance
PCB Mount Alignment	Without
Panel Mount Feature	Without
PCB Mount Retention	Without
Mating Retention Type	Locking Ramp
Connector Mounting Type	Cable Mount (Free-Hanging)

Housing Features

Wire & Cable IDC Installation Type	Closed End
Centerline (Pitch)	3.96 mm[.156 in]
Housing Color	Yellow
Housing Material	Nylon

Dimensions



Connector Height	9.02 mm[.355 in]
Product Length	15.85 mm[.624 in]
Compatible Insulation Diameter Range	2.41 mm[.095 in]
Wire Size	.5 – .6 mm ²

Usage Conditions

Operating Temperature Range	-55 – 105 °C[-67 – 221 °F]
-----------------------------	----------------------------

Operation/Application

Circuit Application	Power & Signal
---------------------	----------------

Industry Standards

CSA Rating	Certified, LR 7189
UL Rating	Recognized
Compatible With Agency/Standards Products	CSA, UL
Compatible With Approved Standards Products	UL E28476
UL Flammability Rating	UL 94V-2
Glow Wire Rating	Standard Part - Not Glow Wire

Packaging Features

Packaging Quantity	250
Packaging Method	Bag & Box

Product Compliance

















[For compliance documentation, visit the product page on TE.com>](#)

EU RoHS Directive 2011/65/EU	Compliant
EU ELV Directive 2000/53/EC	Compliant
China RoHS 2 Directive MIIT Order No 32, 2016	No Restricted Materials Above Threshold
EU REACH Regulation (EC) No. 1907/2006	Current ECHA Candidate List: JUNE 2024 (241) Candidate List Declared Against: JUNE 2024 (241) Does not contain REACH SVHC
Halogen Content	Low Halogen - Br, Cl, F, I < 900 ppm per homogenous material. Also BFR/CFR/PVC Free
Solder Process Capability	Not applicable for solder process capability

Product Compliance Disclaimer

This information is provided based on reasonable inquiry of our suppliers and represents our current actual knowledge based on the information they provided. This information is subject to change. The part numbers that TE has identified as EU RoHS compliant have a maximum concentration of 0.1% by weight in homogenous materials for lead, hexavalent chromium, mercury, PBB, PBDE, DBP, BBP, DEHP, DIBP, and 0.01% for cadmium, or qualify for an exemption to these limits as defined in the Annexes of Directive 2011/65/EU (RoHS2). Finished electrical and electronic equipment products will be CE marked as required by Directive 2011/65/EU. Components may not be CE marked. Additionally, the part numbers that TE has identified as EU ELV compliant have a maximum concentration of 0.1% by weight in homogenous materials for lead, hexavalent chromium, and mercury, and 0.01% for cadmium, or qualify for an exemption to these limits as defined in the Annexes of Directive 2000/53/EC (ELV). Regarding the REACH Regulation, the information TE provides on SVHC in articles for this part number is based on the latest European Chemicals Agency (ECHA) 'Guidance on requirements for substances in articles' posted at this URL: <https://echa.europa.eu/guidance-documents/guidance-on-reach>

Compatible Parts

 <p>TE Part # 58074-1 MTA 50/100/156 MANUAL TOOL FRAME</p>	 <p>TE Part # 643067-4 04P MTA156 CMOLDED COVER</p>	 <p>TE Part # 3-641208-4 04P MTA156 HDR ASSY FL ST 30AU</p>	 <p>TE Part # 3-641209-4 04P MTA156 HDR ASSY FL ST LF</p>
 <p>TE Part # 640551-4 04P MTA156 COVER</p>	 <p>TE Part # 640643-4 04P MTA156 COVER F/T</p>	 <p>TE Part # 3-641210-4 04P MTA156 HDR FLRA FB 30AU LF</p>	 <p>TE Part # 643071-4 04P MTA156 FD-THRU COVER</p>
 <p>TE Part # 58247-3 MTA 156 CRIMP HEAD PRODUCTION RBBN CABLE</p>	 <p>TE Part # 643493-1 04P MTA156 HDR ASSY STR W/O#2</p>	 <p>TE Part # 643493-4 04P MTA156 HDR ASSY STR W/O#3</p>	 <p>TE Part # 3-641202-4 04P MTA156 HDR ASSY PL 30AU LF</p>
 <p>TE Part # 3-644631-4 04P MTA156 HDR ASSY STR LF</p>	 <p>TE Part # 3-644633-4 04P MTA156 HDR ASSY R/A LF</p>	 <p>TE Part # 3-644759-4 04P MTA156 HDR ASSY STR LF</p>	 <p>TE Part # 3-644760-4 04P MTA156 HDR ASSY FL ST LF</p>



TE Part # 3-644761-4
04P MTA156 HDR ASSY R/A F/L LF



TE Part # 58247-2
MTA 156 CRIMP HEAD PRODUCTION DISCRETE




TE Part # 641208-4
04P MTA156 HDR ASSY FL ST 30AU

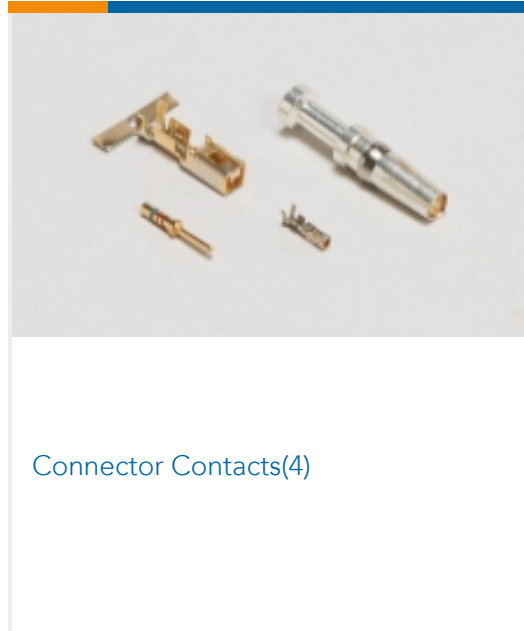


TE Part # 643493-3
04P MTA156 HDR ASSY W/O#2,3

Also in the Series | MTA 156



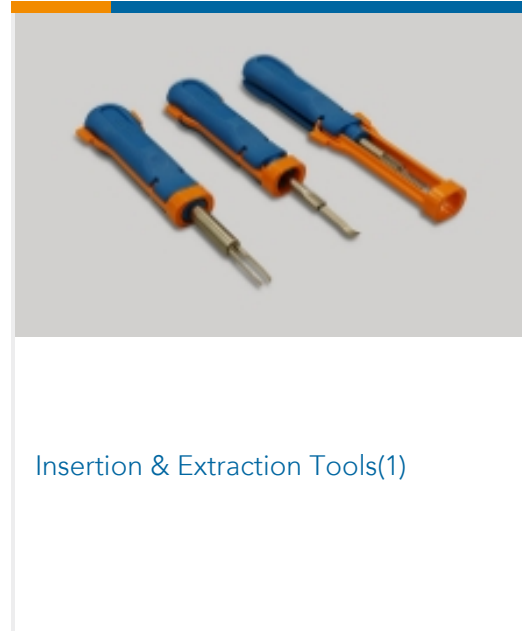
Connector Caps & Covers(89)



Connector Contacts(4)



Connector Hardware(2)




Insertion & Extraction Tools(1)



PCB Headers & Receptacles(317)




Rectangular Power Connectors(691)




Standard Rectangular Connectors(336)

Customers Also Bought



TE Part #1-643071-0
10P MTA156 FD-THRU COVER



TE Part #1-643071-4
14P MTA156 FD-THRU COVER



TE Part #1958536-1
TERM,SOLIS, R, 4 AWG, 0.288 STUD 90 BEND



TE Part #3-1986744-2
BLK FRT STYLE PLUG 5.08 2 POS AU PLATED



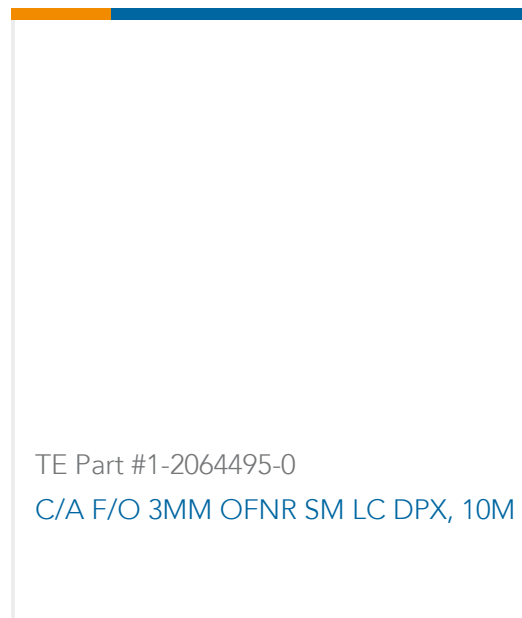
TE Part #3-644662-9
09P MTA156 CONN ASSY 22AWG LF




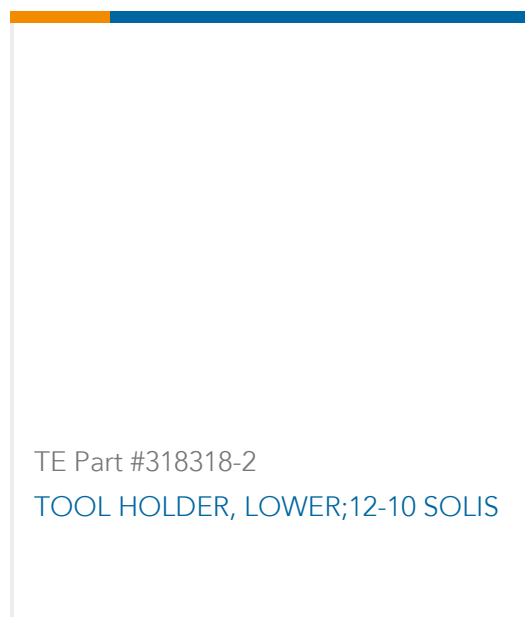
TE Part #4-644466-4
14P MTA156 CONN ASSY 20AWG YEL



TE Part #325705
TERMINAL,AMPOWER 250MCM 1/2



TE Part #1-2064495-0
C/A F/O 3MM OFNR SM LC DPX, 10M



Documents

Product Drawings

[04P MTA156 CONN ASSY 20AWG LF](#)

English

CAD Files

[3D PDF](#)

3D

Customer View Model

[ENG_CVM_CVM_3-644663-4_G.2d_dxf.zip](#)

English

Customer View Model

[ENG_CVM_CVM_3-644663-4_G.3d_igs.zip](#)

English

Customer View Model

[ENG_CVM_CVM_3-644663-4_G.3d_stp.zip](#)

English

By downloading the CAD file I accept and agree to the [Terms and Conditions](#) of use.

Product Specifications

[Application Specification](#)

Japanese

[Application Specification](#)

English

[MTA 156 Ribbon Cable Connector Assemblies \(English And Spanish\)](#)

English

[MTA 156 Ribbon Cable Connector Assemblies \(English And Spanish\)](#)

Japanese

[Application Specification](#)

English

Agency Approvals

[Agency Approval Document](#)

English