

3-644615-7 ✓ ACTIVE



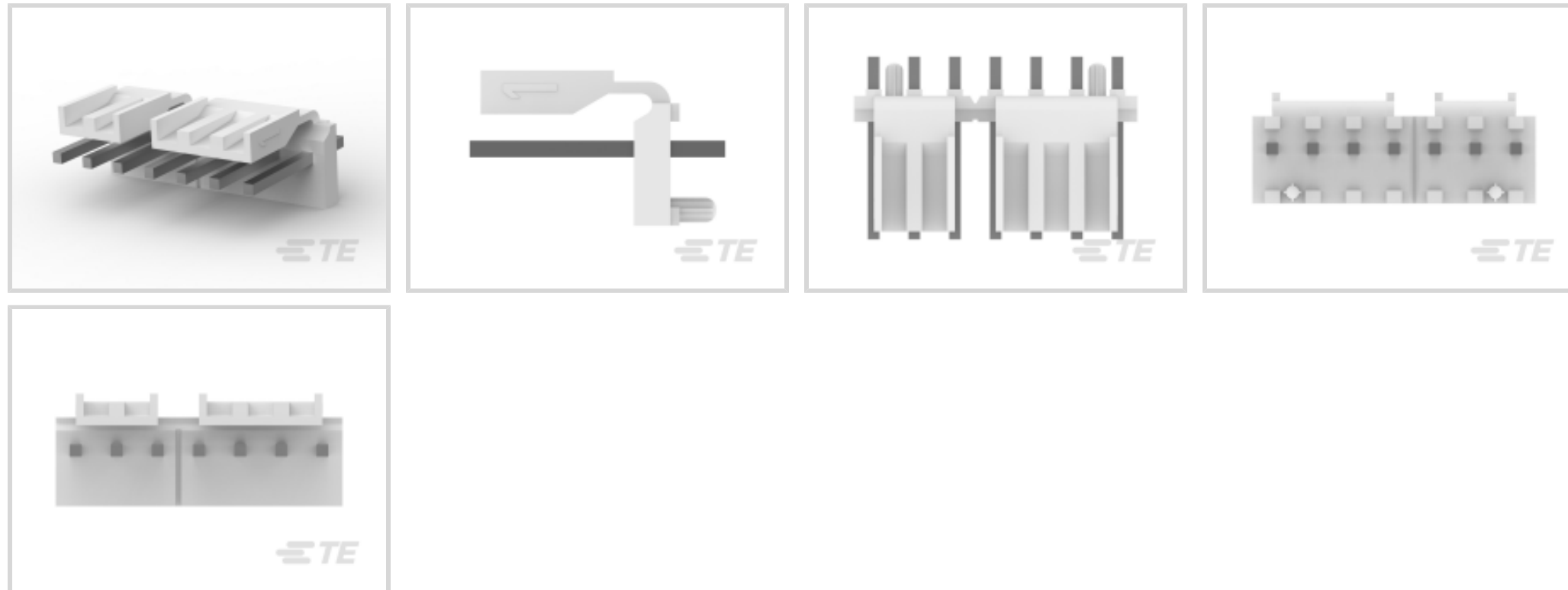
MTA 156

TE Internal #: 3-644615-7

Rectangular Power Connectors, Header, Plug, Wire-to-Board, 7 Position, 3.96 mm [.156 in] Centerline, Printed Circuit Board, UL 94V-0, MTA 156

[View on TE.com >](#)

Connectors > Power Connectors > Rectangular Power > Rectangular Power Connectors



Rectangular Power Connector Type: **Header**

Connector & Housing Type: **Plug**

Connector System: **Wire-to-Board**

Number of Positions: **7**

Centerline (Pitch): **3.96 mm [.156 in]**

Features

Product Type Features

Header Type	Partially Shrouded
Rectangular Power Connector Type	Header
Connector & Housing Type	Plug
Connector System	Wire-to-Board
Sealable	No
Connector & Contact Terminates To	Printed Circuit Board

Configuration Features

Keying & Polarized Position Locations	4&5
Number of Positions	7
PCB Mount Orientation	Vertical
Number of Power Positions	7
Number of Rows	1

Electrical Characteristics

Operating Voltage	600 VAC
-------------------	---------



Contact Features

Mating Post Length	11.43 mm[.45 in]
PCB Contact Termination Area Plating Material Thickness	2.54 μm [100 μin]
Contact Layout	Inline
Contact Mating Area Plating Material	Tin
Contact Underplating Material	Nickel
Contact Base Material	Copper Alloy
Contact Current Rating (Max)	7 A
Contact Retention Within Housing	Without
Contact Type	Pin
PCB Contact Termination Area Plating Material	Tin
Contact Mating Area Plating Material Thickness	3.81 μm [150 μin]

Termination Features

Termination Post & Tail Length	3.18 mm[.125 in]
Termination Method to PCB	Through Hole - Solder

Mechanical Attachment

PCB Mount Alignment Type	Peg
Strain Relief	Without
Mating Alignment Type	Backwall Interruptions Between Posts
Mating Retention	With
Mating Alignment	With
PCB Mount Alignment	With
Panel Mount Feature	Without
PCB Mount Retention	With
PCB Mount Retention Type	Tab
Mating Retention Type	Polarized Lock
Connector Mounting Type	Board Mount

Housing Features

Centerline (Pitch)	3.96 mm[.156 in]
Housing Color	Natural
Housing Material	Polyester - GF

Dimensions

--	--



Connector Height	13.84 mm[.545 in]
PCB Thickness (Recommended)	1.57 mm[.062 in]
Product Length	27.61 mm[1.087 in]

Usage Conditions

Operating Temperature Range	-55 – 105 °C[-67 – 221 °F]
-----------------------------	----------------------------

Operation/Application

Circuit Application	Power
---------------------	-------

Industry Standards

CSA Rating	Certified, LR 7189
UL Rating	Recognized
Compatible With Agency/Standards Products	CSA, UL
Compatible With Approved Standards Products	UL E28476
UL Flammability Rating	UL 94V-0
Glow Wire Rating	Standard Part - Not Glow Wire

Packaging Features

Packaging Quantity	500
Packaging Method	Package

Product Compliance

[For compliance documentation, visit the product page on TE.com>](#)

EU RoHS Directive 2011/65/EU	Compliant
EU ELV Directive 2000/53/EC	Compliant
China RoHS 2 Directive MIIT Order No 32, 2016	No Restricted Materials Above Threshold
EU REACH Regulation (EC) No. 1907/2006	Current ECHA Candidate List: JUNE 2024 (241) Candidate List Declared Against: JUNE 2024 (241) Does not contain REACH SVHC
Halogen Content	Not Low Halogen - contains Br or Cl > 900 ppm.
Solder Process Capability	Wave solder capable to 265°C

Product Compliance Disclaimer

This information is provided based on reasonable inquiry of our suppliers and represents our current actual knowledge based on the information they provided. This information is subject to change. The part numbers that TE has identified as EU RoHS compliant have a maximum concentration of 0.1% by weight in homogenous materials for lead, hexavalent




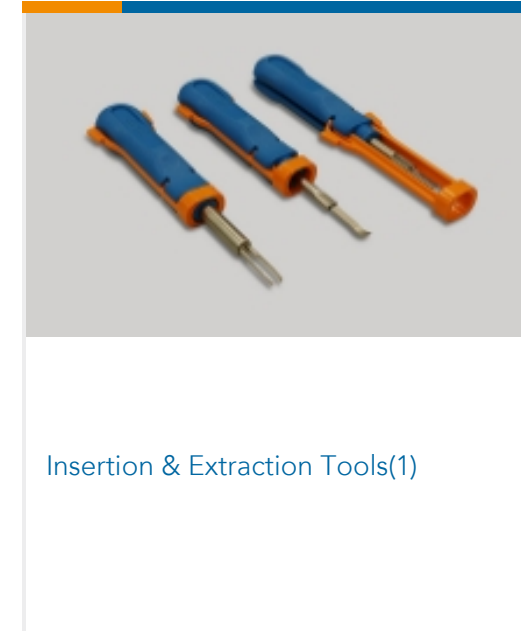
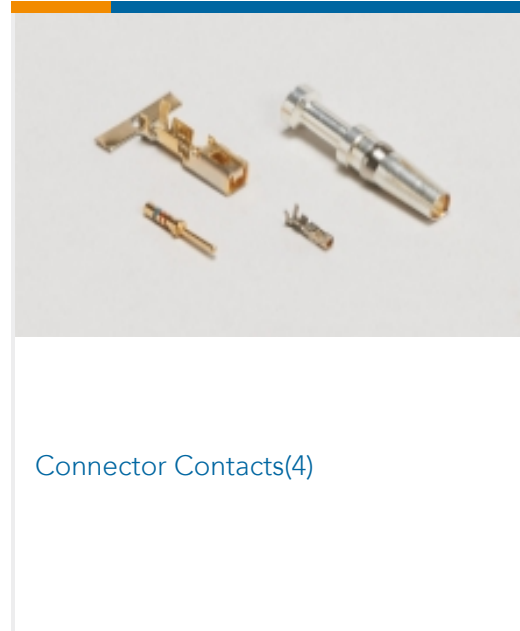
chromium, mercury, PBB, PBDE, DBP, BBP, DEHP, DIBP, and 0.01% for cadmium, or qualify for an exemption to these limits as defined in the Annexes of Directive 2011/65/EU (RoHS2). Finished electrical and electronic equipment products will be CE marked as required by Directive 2011/65/EU. Components may not be CE marked. Additionally, the part numbers that TE has identified as EU ELV compliant have a maximum concentration of 0.1% by weight in homogenous materials for lead, hexavalent chromium, and mercury, and 0.01% for cadmium, or qualify for an exemption to these limits as defined in the Annexes of Directive 2000/53/EC (ELV). Regarding the REACH Regulation, the information TE provides on SVHC in articles for this part number is based on the latest European Chemicals Agency (ECHA) 'Guidance on requirements for substances in articles' posted at this URL: <https://echa.europa.eu/guidance-documents/guidance-on-reach>

Compatible Parts

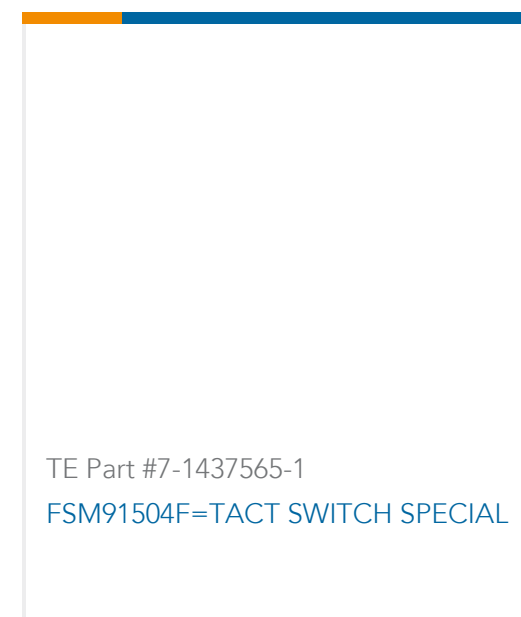
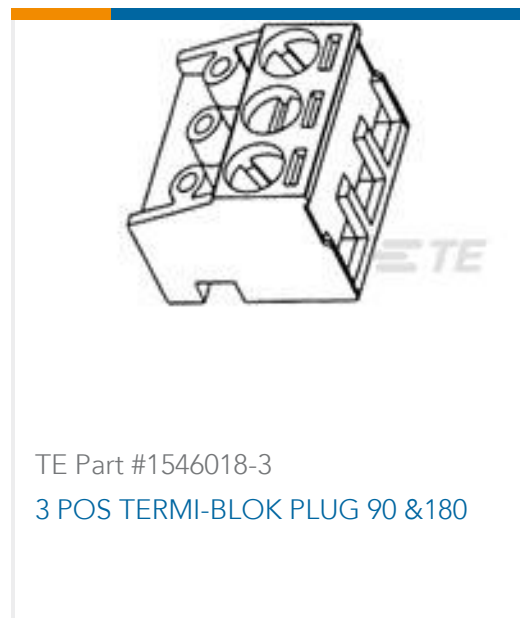
 <p>TE Part # CAT-103156-WBHSM Receptacle Housing: Wire-to-Board, with Mating Alignment, SL156</p>	 <p>TE Part # 640251-7 07P SL156 HSG W/O LCK RAMP</p>	 <p>TE Part # 3-640429-7 07P MTA156 CONN ASSY 24AWG WHT</p>	 <p>TE Part # 3-640599-7 07P MTA156 CONN ASSY 18AWG ORA</p>
 <p>TE Part # 3-640428-7 07P MTA156 CONN ASSY 22AWG RED</p>	 <p>TE Part # 3-640427-7 07P MTA156 CONN ASSY 20AWG YEL</p>	 <p>TE Part # 3-643819-7 07P MTA156 CONN ASSY 22AWG RED</p>	 <p>TE Part # 3-640426-7 07P MTA156 CONN ASSY 18AWG ORA</p>
 <p>TE Part # 640551-7 07P MTA156 COVER</p>	 <p>TE Part # 3-640431-7 07P MTA156 CONN ASSY 18AWG ORA</p>	 <p>TE Part # 3-643817-7 07P MTA156 CONN ASSY 18AWG ORA</p>	 <p>TE Part # 3-643818-7 07P MTA156 CONN ASSY 20AWG YEL</p>
 <p>TE Part # 643067-7 07P MTA156 MOLDED COVER</p>	 <p>TE Part # 643071-7 07P MTA156 FD-THRU COVER</p>	 <p>TE Part # 3-640601-7 07P MTA156 CONN ASSY 22AWG LF</p>	 <p>TE Part # 3-640435-7 07P MTA156 CONN ASSY 26AWG LF</p>



Also in the Series | **MTA 156**



Customers Also Bought





Documents

Product Drawings

[07P MTA156 POL LOCK HDR TIN](#)

English

CAD Files

Customer View Model

[ENG_CVM_3-644615-7_J.2d_dxf.zip](#)

English

3D PDF

English

Customer View Model

[ENG_CVM_3-644615-7_J.3d_igs.zip](#)

English

Customer View Model

[ENG_CVM_3-644615-7_J.3d_stp.zip](#)

English

3D PDF

3D

Customer View Model

[ENG_CVM_CVM_3-644615-7_E.2d_dxf.zip](#)

English

Customer View Model

[ENG_CVM_CVM_3-644615-7_E.3d_igs.zip](#)

English

Customer View Model

[ENG_CVM_CVM_3-644615-7_E.3d_stp.zip](#)

English

By downloading the CAD file I accept and agree to the [Terms and Conditions](#) of use.

Product Specifications

[Application Specification](#)

English

Agency Approvals

[CSA Certificate](#)

English