



MTA 100

TE Internal #: 3-643586-7

TE Internal Description: 07P MTA100 CONN ASSY W/O#4

MTA Receptacle: Nylon, Tin Plated, 2.54 mm

[View on TE.com >](#)

Connectors > Rectangular Connectors > Standard Rectangular Connectors > MTA Receptacle: Nylon, Tin Plated, 2.54 mm



Connector Product Type: **Connector Assembly**

Connector & Housing Type: **Receptacle**

Mating Alignment: **Without**

Mating Retention: **With**

Mating Retention Type: **Locking Ramp**

[All MTA Receptacle: Nylon, Tin Plated, 2.54 mm \(167\)](#)

Features

Product Type Features

| | |
|------------------------------------|--------------------|
| Compatible With Discrete Wire Type | Stranded |
| Connector Product Type | Connector Assembly |
| Connector & Housing Type | Receptacle |
| Connector System | Wire-to-Board |
| Insertion Force Type | Normal |
| Sealable | No |
| Connector & Contact Terminates To | Wire & Cable |

Configuration Features

| | |
|---------------------|-----|
| Number of Cavities | 7 |
| Contacts Preloaded | Yes |
| Number of Positions | 7 |
| Number of Rows | 1 |

Electrical Characteristics

| | |
|-------------------|---------|
| Operating Voltage | 250 VAC |
|-------------------|---------|

Contact Features

| | |
|--|------------|
| Contact Type | Receptacle |
| Wire Contact Termination Area Plating Material | Tin |

| | |
|--------------------------------------|--------|
| Contact Underplating Material | Nickel |
| Contact Mating Area Plating Material | Tin |
| Contact Retention Within Housing | With |
| Contact Current Rating (Max) | 5 A |

Termination Features

| | |
|------------------------------------|-------------------------------|
| Termination Method to Wire & Cable | Insulation Displacement (IDC) |
|------------------------------------|-------------------------------|

Mechanical Attachment

| | |
|---------------------------------------|----------------------------|
| Contact Retention Type Within Housing | Locking Lance |
| Mating Alignment | Without |
| Mating Retention | With |
| Mating Retention Type | Locking Ramp |
| Connector Mounting Type | Cable Mount (Free-Hanging) |

Housing Features

| | |
|--------------------|----------------|
| Housing Material | Nylon |
| Housing Color | White |
| Centerline (Pitch) | 2.54 mm[.1 in] |

Dimensions

| | |
|------------------|--------------------|
| Connector Height | 13.21 mm[.52 in] |
| Product Width | 6.99 mm[.275 in] |
| Product Length | 17.78 mm[.7 in] |
| Wire Size | .2 mm ² |

Usage Conditions

| | |
|-----------------------------|----------------------------|
| Operating Temperature Range | -55 – 105 °C[-67 – 221 °F] |
|-----------------------------|----------------------------|

Operation/Application

| | |
|---------------------|--------|
| Shielded | No |
| Circuit Application | Signal |

Identification Marking

| | |
|--------------------------------|------|
| Circuit Identification Feature | With |
|--------------------------------|------|

Industry Standards

| | |
|---|------------|
| CSA Rating | LR 7189 |
| UL Rating | Recognized |
| Compatible With Agency/Standards Products | CSA, UL |



| | |
|---|-----------|
| Compatible With Approved Standards Products | UL E28476 |
|---|-----------|

| | |
|------------------------|----------|
| UL Flammability Rating | UL 94V-2 |
|------------------------|----------|

Packaging Features

| | |
|--------------------|-----|
| Packaging Quantity | 500 |
|--------------------|-----|

| | |
|------------------|--------------|
| Packaging Method | Box & Carton |
|------------------|--------------|

Product Compliance

[For compliance documentation, visit the product page on TE.com>](#)

| | |
|------------------------------|-----------|
| EU RoHS Directive 2011/65/EU | Compliant |
|------------------------------|-----------|

| | |
|-----------------------------|-----------|
| EU ELV Directive 2000/53/EC | Compliant |
|-----------------------------|-----------|

| | |
|---|---|
| China RoHS 2 Directive MIIT Order No 32, 2016 | No Restricted Materials Above Threshold |
|---|---|

| | |
|--|--|
| EU REACH Regulation (EC) No. 1907/2006 | Current ECHA Candidate List: JUNE 2024 (241) Candidate List Declared Against: JAN 2023 (233) Does not contain REACH SVHC |
|--|--|

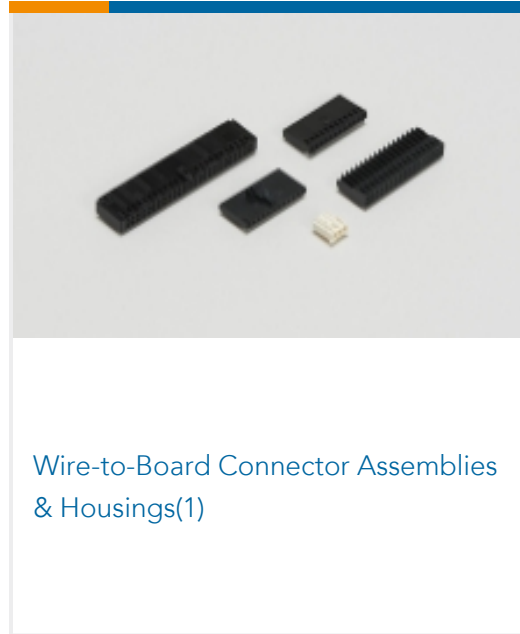

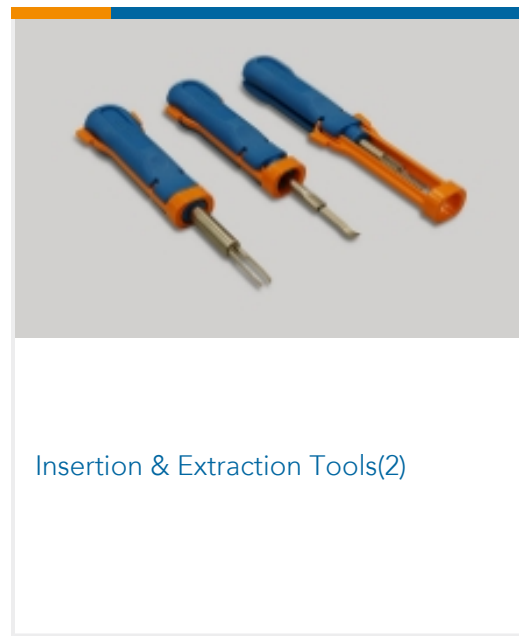
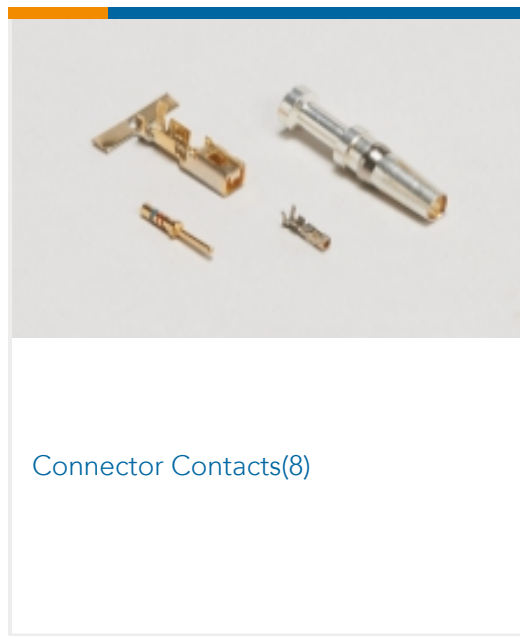
| | |
|-----------------|---|
| Halogen Content | Low Halogen - Br, Cl, F, I < 900 ppm per homogenous material. Also BFR/CFR/PVC Free |
|-----------------|---|

| | |
|---------------------------|--|
| Solder Process Capability | Not applicable for solder process capability |
|---------------------------|--|

Product Compliance Disclaimer

This information is provided based on reasonable inquiry of our suppliers and represents our current actual knowledge based on the information they provided. This information is subject to change. The part numbers that TE has identified as EU RoHS compliant have a maximum concentration of 0.1% by weight in homogenous materials for lead, hexavalent chromium, mercury, PBB, PBDE, DBP, BBP, DEHP, DIBP, and 0.01% for cadmium, or qualify for an exemption to these limits as defined in the Annexes of Directive 2011/65/EU (RoHS2). Finished electrical and electronic equipment products will be CE marked as required by Directive 2011/65/EU. Components may not be CE marked. Additionally, the part numbers that TE has identified as EU ELV compliant have a maximum concentration of 0.1% by weight in homogenous materials for lead, hexavalent chromium, and mercury, and 0.01% for cadmium, or qualify for an exemption to these limits as defined in the Annexes of Directive 2000/53/EC (ELV). Regarding the REACH Regulation, the information TE provides on SVHC in articles for this part number is based on the latest European Chemicals Agency (ECHA) 'Guidance on requirements for substances in articles' posted at this URL: <https://echa.europa.eu/guidance-documents/guidance-on-reach>

Also in the Series | [MTA 100](#)



Customers Also Bought



Documents

CAD Files

Customer View Model

[ENG_CVM_3-643586-7_J.3d_igs.zip](#)

English

Customer View Model

[ENG_CVM_3-643586-7_J.3d_stp.zip](#)

English

Customer View Model

[ENG_CVM_3-643586-7_J.2d_dxf.zip](#)

English

3D PDF

English

By downloading the CAD file I accept and agree to the [Terms and Conditions](#) of use.

Product Specifications

[Application Specification](#)

English

