3-5175887-0 × OBSOLETE

CHAMP

TE Internal #: 3-5175887-0

TE Internal Description: CHAMP 050-2 REC ASSY V 80P

View on TE.com >

Connectors > D-Shaped Connectors > D-Sub Connectors > PCB D-Sub Connectors

Connector & Housing Type: **Receptacle**

Number of Positions: **80**

Centerline (Pitch): **1.27 mm [.05 in]**

Number of Rows: **2**

Row-to-Row Spacing: **1.9 mm [.075 in]**

Features

Product Type Features

Shell Material Configuration	Full Metal Shell
Connector & Housing Type	Receptacle
Connector & Contact Terminates To	Printed Circuit Board

Configuration Features

Number of Positions	80
Number of Rows	2
PCB Mount Orientation	Vertical

Body Features

Shield Plating Material	Nickel
Shield Material	Steel
Shell Plating Material	Nickel
Primary Product Color	Black
Connector Profile	Standard

Contact Features

Contact Options	Installed
	30 µin
Contact Mating Area Plating Material	Gold
PCB Contact Termination Area Plating Material	Tin
Contact Base Material	Phosphor Bronze

Termination Features

Rectangular Termination Post & Tail Thickness	.32 mm[.012 in]
Rectangular Termination Post & Tail Width	.4 mm[.015 in]
Termination Post & Tail Length	3.1 mm[.122 in]

Mechanical Attachment

Mounting Hole Diameter	2.8 mm
PCB Mount Retention	Without
Mating Retention	With
Mating Retention Type	Bail Lock
Connector Mounting Type	Panel Mount

Housing Features

Shell Material	Steel
Housing Material	Thermoplastic
Centerline (Pitch)	1.27 mm[.05 in]

Dimensions

Panel Thickness (Recommended)	2.01 mm[.079 in]
PCB Thickness (Recommended)	1.6 mm[.062 – .093 in]
Row-to-Row Spacing	1.9 mm[.075 in]

Industry Standards

UL Flammability Rating	UL 94V-0

Packaging Features

Packaging Quantity	6
Packaging Method	Tube

Product Compliance

For compliance documentation, visit the product page on TE.com>

EU RoHS Directive 2011/65/EU	Compliant
EU ELV Directive 2000/53/EC	Compliant
China RoHS 2 Directive MIIT Order No 32, 2016	No Restricted Materials Above Threshold
EU REACH Regulation (EC) No. 1907/2006	Current ECHA Candidate List: JUNE 2024 (241) Candidate List Declared Against: JUL 2019 (201) Does not contain REACH SVHC

Halogen Content	Low Halogen - Br, Cl, F, I < 900 ppm per homogenous material. Also BFR/CFR/PVC Free
Solder Process Capability	Wave solder capable to 265°C

Product Compliance Disclaimer

This information is provided based on reasonable inquiry of our suppliers and represents our current actual knowledge based on the information they provided. This information is subject to change. The part numbers that TE has identified as EU RoHS compliant have a maximum concentration of 0.1% by weight in homogenous materials for lead, hexavalent chromium, mercury, PBB, PBDE, DBP, BBP, DEHP, DIBP, and 0.01% for cadmium, or qualify for an exemption to these limits as defined in the Annexes of Directive 2011/65/EU (RoHS2). Finished electrical and electronic equipment products will be CE marked as required by Directive 2011/65/EU. Components may not be CE marked. Additionally, the part numbers that TE has identified as EU ELV compliant have a maximum concentration of 0.1% by weight in homogenous materials for lead, hexavalent chromium, and mercury, and 0.01% for cadmium, or qualify for an exemption to these limits as defined in the Annexes of Directive 2000/53/EC (ELV). Regarding the REACH Regulation, the information TE provides on SVHC in articles for this part number is based on the latest European Chemicals Agency (ECHA) 'Guidance on requirements for substances in articles' posted at this URL: https://echa.europa.eu/guidance-documents/guidance-on-reach

Customers Also Bought

TE Part #1-2271457-8
Header Assembly: Wire-to-Board Connector, Spring Clamp, 7.5 mm pitch, 14.5A

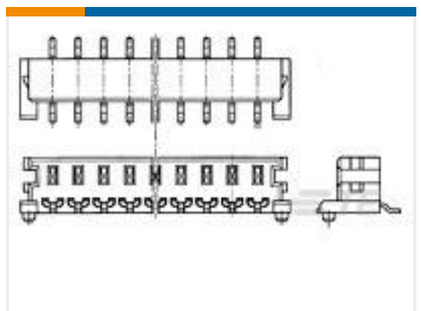

TE Part #7-917570-2
1.5 B-T-W HDR ASSY 12P W/O BOS



TE Part #1-1871673-3
DYNAMIC 1200D HDR ASSY H 6P BLACK TIN



TE Part #900412-2
PC I/O RETENTION LEG ASSY 80P

TE Part #1473226-1
SOCKET WITH RING MINI U-M-N-L

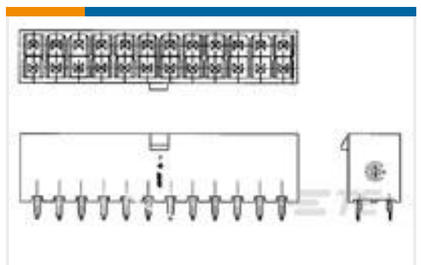

TE Part #2-1586038-2
22P VRT HDR VAL-U-LOK V0

TE Part #2229093-1
MOD JACK ASSEMBLY V-TYPE H=21.7mm

TE Part #ASA021N00210235000
623 PLUG

Documents

CAD Files

Customer View Model

ENG_CVM_CVM_3-5175887-0_O.2d_dxf.zip

English

3D PDF

3D

Customer View Model

ENG_CVM_CVM_3-5175887-0_O.3d_igs.zip

English

Customer View Model

ENG_CVM_CVM_3-5175887-0_O.3d_stp.zip

English

By downloading the CAD file I accept and agree to the Terms and Conditions of use.

Product Specifications

CHAMP 050 II Shield Case Kit (Original Type)

English

Application Specification

English