




Switches > Push Button Switches



Configuration (Pole-Throw): **Single Pole - Double Throw**

Push Button Switch Product Type: **Anti-Vandal**

Number of Actuators: **Single**

Actuator Profile: **Flush**

Bushing Style: **Threaded**

Features

Product Type Features

Switch Connection Type	Wire Lugs
Push Button Switch Product Type	Anti-Vandal
Illuminated	With
Actuator Style	Round

Configuration Features

Configuration (Pole-Throw)	Single Pole - Double Throw
Number of Actuators	Single
Snap Action	Without
Support Bracket	Without
Switch Feedback Type	Auditory
Operating Function	Push-On/Push-Off

Electrical Characteristics

Operating Voltage Range	250 VAC
-------------------------	---------

Body Features



Actuator Force	255 g[9 oz]
Case Material	PBT
Product Orientation	Vertical
Actuator Profile	Flush
Bushing Style	Threaded

Contact Features

Contact Current Rating	5 A
Switch Contact Plating Material	Silver

Housing Features

Process Sealed	Yes
----------------	-----

Dimensions

	19 in
--	-------

Industry Standards

IP Rating	IP67
-----------	------

Product Compliance

[For compliance documentation, visit the product page on TE.com>](#)

EU RoHS Directive 2011/65/EU	Compliant with Exemptions
EU ELV Directive 2000/53/EC	Not Yet Reviewed
China RoHS 2 Directive MIIT Order No 32, 2016	Restricted Materials Above Threshold
EU REACH Regulation (EC) No. 1907/2006	Current ECHA Candidate List: JUNE 2023 (235) Candidate List Declared Against: JAN 2022 (223) SVHC > Threshold: Pb (3.7% in Component part) Article Safe Usage Statements: Do not eat, drink or smoke when using this product. Wash thoroughly after handling. Recycle if possible and dispose of the article by following all applicable governmental regulations relevant to your geographic location.
Halogen Content	Low Halogen - Br, Cl, F, I < 900 ppm per homogenous material. Also BFR/CFR/PVC Free
Solder Process Capability	Not applicable for solder process capability

Product Compliance Disclaimer

This information is provided based on reasonable inquiry of our suppliers and represents our current actual knowledge based on the information they provided. This information is subject to change. The part numbers that TE has identified as EU RoHS compliant have a maximum concentration of 0.1% by weight in homogenous materials for lead, hexavalent



chromium, mercury, PBB, PBDE, DBP, BBP, DEHP, DIBP, and 0.01% for cadmium, or qualify for an exemption to these limits as defined in the Annexes of Directive 2011/65/EU (RoHS2). Finished electrical and electronic equipment products will be CE marked as required by Directive 2011/65/EU. Components may not be CE marked. Additionally, the part numbers that TE has identified as EU ELV compliant have a maximum concentration of 0.1% by weight in homogenous materials for lead, hexavalent chromium, and mercury, and 0.01% for cadmium, or qualify for an exemption to these limits as defined in the Annexes of Directive 2000/53/EC (ELV). Regarding the REACH Regulation, the information TE provides on SVHC in articles for this part number is based on the latest European Chemicals Agency (ECHA) 'Guidance on requirements for substances in articles' posted at this URL: <https://echa.europa.eu/guidance-documents/guidance-on-reach>

Compatible Parts



TE Part # 2213763-1
AV19 SPM 5A NO LED



TE Part # 3-2213766-7
AV19 SPL 5A POWER LED BLUE 12V



TE Part # 2213763-5
AV19 DPM 5A NO LED




TE Part # 2213763-7
AV19 DPL 3A NO LED



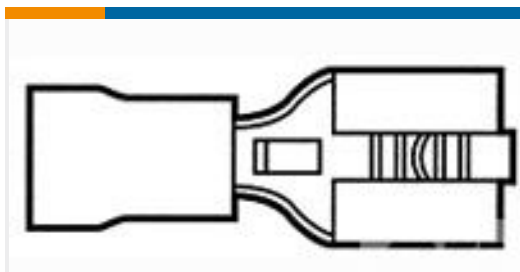
TE Part # 2213767-3
AV19 SPM 5A MOVE RING LED
WHITE 24V

Also in the Series | Alcoswitch AV19



Push Button Switches(472)

Customers Also Bought




TE Part #9-160313-2
250 PIDG FASTON REC



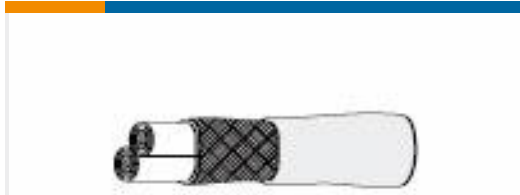
TE Part #CV25382001
RW-175-E Heat Shrink Tubing



TE Part #2160733002
55A0111-24-1



TE Part #3825453001
44A0121-24-2/9



TE Part #3526553001
55A1121-24-2/9-2

Documents

Product Drawings

[AV19 SPL 5A SPOT LED GREEN 24V](#)

English

CAD Files

[3D PDF](#)

3D

Customer View Model

[ENG_CVM_CVM_3-2213765-5_A.2d_dxf.zip](#)

English

Customer View Model

[ENG_CVM_CVM_3-2213765-5_A.3d_igs.zip](#)

English

Customer View Model

[ENG_CVM_CVM_3-2213765-5_A.3d_stp.zip](#)

English

By downloading the CAD file I accept and agree to the [Terms and Conditions](#) of use.

Datasheets & Catalog Pages

[ALCOSWITCH Anti-Vandal Switch flyer](#)

English

Agency Approvals

[UL Report](#)

English