

3-1747052-2 ✓ ACTIVE



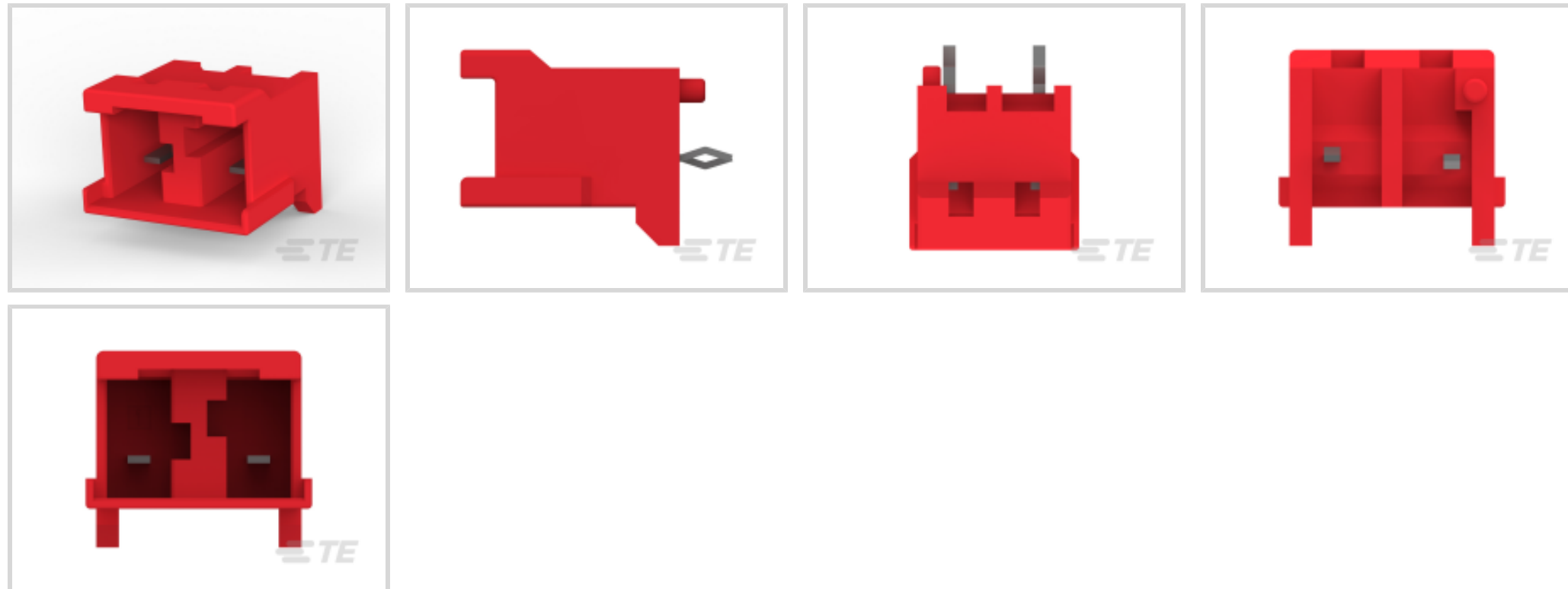
## GRACE INERTIA 7.92

TE Internal #: 3-1747052-2

Rectangular Power Connectors, Header, Receptacle, Wire-to-Board, 2 Position, 7.92 mm [.312 in] Centerline, Printed Circuit Board, GRACE INERTIA 7.92

[View on TE.com >](#)

Connectors > Power Connectors > Rectangular Power > Rectangular Power Connectors



Rectangular Power Connector Type: **Header**

Connector & Housing Type: **Receptacle**

Connector System: **Wire-to-Board**

Number of Positions: **2**

Centerline (Pitch): **7.92 mm [.312 in]**

### Features

#### Product Type Features

Header Type	Fully Shrouded
Rectangular Power Connector Type	Header
Connector & Housing Type	Receptacle
Connector System	Wire-to-Board
Sealable	No
Connector & Contact Terminates To	Printed Circuit Board

#### Configuration Features

Number of Positions	2
PCB Mount Orientation	Vertical
Number of Power Positions	2
Number of Signal Positions	2
Number of Rows	1

#### Electrical Characteristics

Operating Voltage	300 VDC
-------------------	---------



### Contact Features

Contact Mating Area Plating Material	Tin
Contact Current Rating (Max)	10 A
Contact Retention Within Housing	With
Contact Type	Tab
PCB Contact Termination Area Plating Material	Tin
Contact Mating Area Plating Material Thickness	1 $\mu$ m[39.37 $\mu$ in]

### Termination Features

Termination Method to Printed Circuit Board	Through Hole - Solder
---------------------------------------------	-----------------------

### Mechanical Attachment

PCB Mount Alignment Type	Locating Posts
Mating Retention	With
PCB Mount Alignment	With
PCB Mount Retention	With
PCB Mount Retention Type	Kinked
Connector Mounting Type	Board Mount

### Housing Features

Centerline (Pitch)	7.92 mm[.312 in]
Housing Color	Red
Housing Material	Nylon 6/6 GF

### Dimensions

Wire Size	434.18 – 2723.46 CMA
-----------	----------------------

### Usage Conditions

Operating Temperature Range	-30 – 105 °C[-22 – 221 °F]
-----------------------------	----------------------------

### Operation/Application

Circuit Application	Power & Signal
---------------------	----------------

### Industry Standards

UL Flammability Rating	UL 94V-0
Glow Wire Rating	GWT 750°C (Without Flame)

### Packaging Features

Packaging Method	Bag
------------------	-----

## Product Compliance









[For compliance documentation, visit the product page on TE.com>](#)

EU RoHS Directive 2011/65/EU	Compliant
EU ELV Directive 2000/53/EC	Compliant
China RoHS 2 Directive MIIT Order No 32, 2016	No Restricted Materials Above Threshold
EU REACH Regulation (EC) No. 1907/2006	Current ECHA Candidate List: JUNE 2024 (241) Candidate List Declared Against: JAN 2021 (211) Does not contain REACH SVHC
Halogen Content	Not Yet Reviewed for halogen content
Solder Process Capability	Wave solder capable to 265°C

### Product Compliance Disclaimer

This information is provided based on reasonable inquiry of our suppliers and represents our current actual knowledge based on the information they provided. This information is subject to change. The part numbers that TE has identified as EU RoHS compliant have a maximum concentration of 0.1% by weight in homogenous materials for lead, hexavalent chromium, mercury, PBB, PBDE, DBP, BBP, DEHP, DIBP, and 0.01% for cadmium, or qualify for an exemption to these limits as defined in the Annexes of Directive 2011/65/EU (RoHS2). Finished electrical and electronic equipment products will be CE marked as required by Directive 2011/65/EU. Components may not be CE marked. Additionally, the part numbers that TE has identified as EU ELV compliant have a maximum concentration of 0.1% by weight in homogenous materials for lead, hexavalent chromium, and mercury, and 0.01% for cadmium, or qualify for an exemption to these limits as defined in the Annexes of Directive 2000/53/EC (ELV). Regarding the REACH Regulation, the information TE provides on SVHC in articles for this part number is based on the latest European Chemicals Agency (ECHA) 'Guidance on requirements for substances in articles' posted at this URL: <https://echa.europa.eu/guidance-documents/guidance-on-reach>

## Compatible Parts

 <p>TE Part # 1-1747052-5 GIC7.92 2POS_HDR ASS'Y GREEN KEYING B</p>	 <p>TE Part # 1747052-5 GRACE INERTIA CONNECTOR 7.92 2POS HEADER</p>	 <p>TE Part # 1747052-2 GIC7.92 2POS_HEADER ASS'Y RED KEYING A</p>	 <p>TE Part # 1747052-3 GIC7.92 2POS_HEADER ASS'Y BLUE</p>
 <p>TE Part # 2-1747052-2 GIC7.92 2POS_HDR ASS'Y RED KEYING C</p>	 <p>TE Part # 1747052-4 GIC7.92 2POS_HEADER ASS'Y YELLO KEYING A</p>	 <p>TE Part # 1-1747052-1 GIC7.92 2POS_HEADER ASS'Y NAT KEYING B</p>	 <p>TE Part # 1-1747052-3 GIC7.92 2POS_HEADER ASS'Y BLUE KEYING B</p>



Also in the Series | GRACE INERTIA 7.92



Customers Also Bought





## Documents

### Product Drawings

[GIC7.92 2POS\\_HDR ASS'Y RED KEYING D](#)

English

---

### CAD Files

Customer View Model

[ENG\\_CVM\\_CVM\\_3-1747052-2\\_F.2d\\_dxf.zip](#)

English

3D PDF

3D

Customer View Model

[ENG\\_CVM\\_CVM\\_3-1747052-2\\_F.3d\\_igs.zip](#)

English

Customer View Model

[ENG\\_CVM\\_CVM\\_3-1747052-2\\_F.3d\\_stp.zip](#)

English

By downloading the CAD file I accept and agree to the [Terms and Conditions](#) of use.

---

### Product Specifications

[Application Specification](#)

English