



Connectors > RF Connectors > Coax Connectors



RF Interface: **SMA**

RF Connector Style: **Jack**

RF Connector Mated Outer Diameter (Approximate): **6.35 mm [ .25 in ]**

Impedance: **50 Ω**

Compatible With RF Cable Type: **KX 22A, KX 3B, RG 174A, RG 188A, RG 316, URM 95**

## Features

### Product Type Features

Connector Product Type	Connector Assembly
RF Interface	SMA
RF Connector Style	Jack
Compatible With RF Cable Type	KX 22A, KX 3B, RG 174A, RG 188A, RG 316, URM 95
Connector System	Cable-to-Panel
Sealable	No

### Configuration Features

Number of Positions	1
Number of Coaxial Contacts	1

### Electrical Characteristics

Impedance	50 Ω
-----------	------

### Body Features

Cable Connector Orientation	Straight
Body Material	Brass

Body Material Finish	Plated
----------------------	--------

Body Plating Material	Gold
-----------------------	------

### Contact Features

RF Connector Contact Configuration	Not Captivated
------------------------------------	----------------

Ferrule Plating Material	Gold
--------------------------	------

Ferrule Material	Brass
------------------	-------

RF Connector Center Contact Plating Material	Gold
--	------

RF Connector Center Contact Material	Beryllium Copper
--------------------------------------	------------------

### Termination Features

Termination Method to Wire & Cable	Crimp
------------------------------------	-------

### Mechanical Attachment

Panel Attachment Style	Rear Mount
------------------------	------------

RF Connector Coupling Mechanism	Threaded
---------------------------------	----------

Connector Mounting Type	Panel Mount
-------------------------	-------------

RF Contact Captivation Method	Mechanical
-------------------------------	------------

Detent	Without
--------	---------

### Dimensions

Panel Thickness (Recommended)	3.2 mm[.126 in]
-------------------------------	-----------------

Product Length	22.61 mm[.89 in]
----------------	------------------

RF Connector Mated Outer Diameter (Approximate)	6.35 mm[.25 in]
---	-----------------

### Usage Conditions

Operating Temperature Range	-65 – 165 °C[-85 – 329 °F]
-----------------------------	----------------------------

### Operation/Application

Operating Frequency	6 GHz
---------------------	-------

### Packaging Features

Packaging Quantity	100
--------------------	-----

Packaging Method	Box
------------------	-----

### Other

Lockwasher Material	Phosphor Bronze
---------------------	-----------------

Grade	Commercial
-------	------------

Dielectric Material	PTFE
---------------------	------



## Product Compliance

For compliance documentation, visit the product page on TE.com>

EU RoHS Directive 2011/65/EU	Compliant
EU ELV Directive 2000/53/EC	Compliant with Exemptions
China RoHS 2 Directive MIIT Order No 32, 2016	No Restricted Materials Above Threshold
EU REACH Regulation (EC) No. 1907/2006	Current ECHA Candidate List: JUNE 2024 (241) Candidate List Declared Against: JUN 2020 (209) Does not contain REACH SVHC
Halogen Content	Low Halogen - Br, Cl, F, I < 900 ppm per homogenous material. Also BFR/CFR/PVC Free
Solder Process Capability	Wave solder capable to 265°C

### Product Compliance Disclaimer

This information is provided based on reasonable inquiry of our suppliers and represents our current actual knowledge based on the information they provided. This information is subject to change. The part numbers that TE has identified as EU RoHS compliant have a maximum concentration of 0.1% by weight in homogenous materials for lead, hexavalent chromium, mercury, PBB, PBDE, DBP, BBP, DEHP, DIBP, and 0.01% for cadmium, or qualify for an exemption to these limits as defined in the Annexes of Directive 2011/65/EU (RoHS2). Finished electrical and electronic equipment products will be CE marked as required by Directive 2011/65/EU. Components may not be CE marked. Additionally, the part numbers that TE has identified as EU ELV compliant have a maximum concentration of 0.1% by weight in homogenous materials for lead, hexavalent chromium, and mercury, and 0.01% for cadmium, or qualify for an exemption to these limits as defined in the Annexes of Directive 2000/53/EC (ELV). Regarding the REACH Regulation, the information TE provides on SVHC in articles for this part number is based on the latest European Chemicals Agency (ECHA) 'Guidance on requirements for substances in articles' posted at this URL: <https://echa.europa.eu/guidance-documents/guidance-on-reach>

## Also in the Series | AMP SMA



Battery Holders(1)



Coax Connectors(71)



Connector Adapters & Connector Savers(8)



Connector Caps & Covers(3)



Connector Hardware(2)



Connector Strain Relief(1)

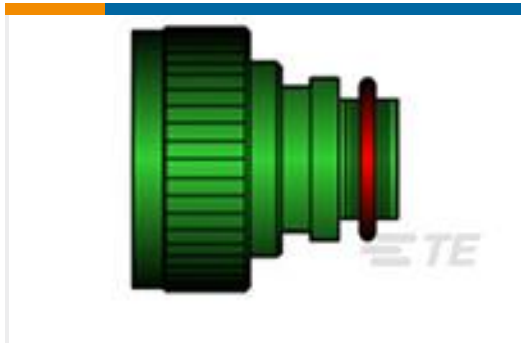


RF Cable Assemblies(2)

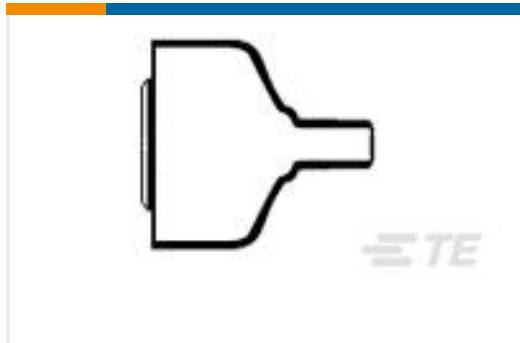
### Customers Also Bought



TE Part #980286-000  
242W042-25-0



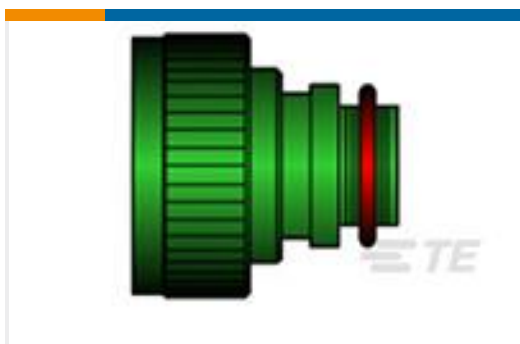
TE Part #293973-000  
TXR40AB00-1612AI



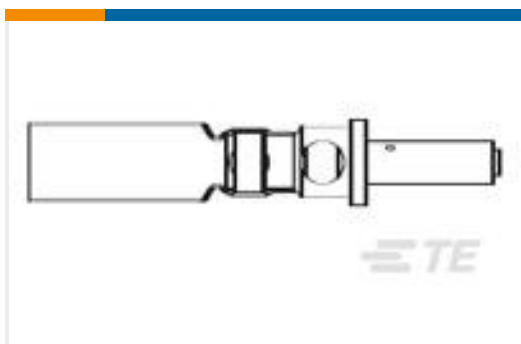
TE Part #806677-000  
214A032-25-0




TE Part #554173-000  
TXR40AB00-1406AI



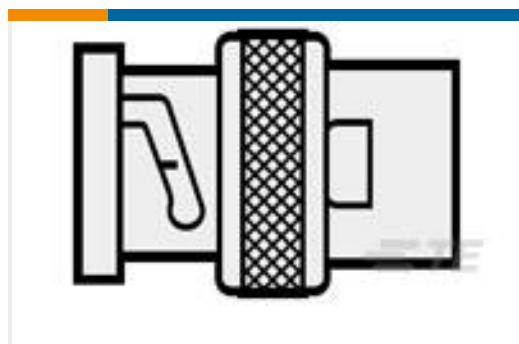
TE Part #658819-000  
TXR40AB00-1006AI



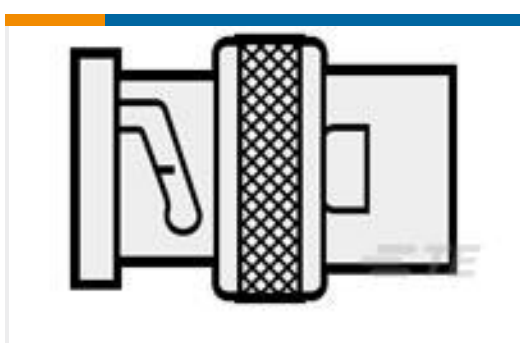
TE Part #165805-000  
D-602-0144




TE Part #430079-000  
7528A5314-0



TE Part #918455-000  
RBD-75-S-00



TE Part #900469-000  
RBD-50-M-00



TE Part #4451903001  
0024A0311-0

### Documents

[CAD Files](#)

[3D PDF](#)

[3D](#)

[Customer View Model](#)

[ENG\\_CVM\\_CVM\\_3-1478955-0\\_C.2d\\_dxf.zip](#)

[English](#)

[Customer View Model](#)

[ENG\\_CVM\\_CVM\\_3-1478955-0\\_C.3d\\_igs.zip](#)



English

Customer View Model

[ENG\\_CVM\\_CVM\\_3-1478955-0\\_C.3d\\_stp.zip](#)

English

By downloading the CAD file I accept and agree to the [Terms and Conditions](#) of use.